

# POWER TRANSMISSION PARTS CATALOGUE

## Clutch servo cylinder / Kopplingservocylinder

### Engine Type/Motortyp Vehicle Type/Modell

VHK3200, VHK3500

**Part No./  
Best. nr  
SC-639**

Ref. No./  
Ref. nr  
1655639-1  
(267321-8)  
(267532-0)  
(1526523-4)

©SLP



## Release bearing / Urtrampningslager

### Engine Type/Motortyp Vehicle Type/Modell

VHK3200, VHK3500

**Part No./  
Best. nr  
UTL-693**

Ref. No./  
Ref. nr  
1527693-4  
(267156-8)

©SLP



## Repair kit clutch servo cylinder / Rep.sats kopplingservocylinder

### Engine Type/Motortyp Vehicle Type/Modell

VHK3200, VHK3500


**Part No./  
Best. nr  
RK-194**

Ref. No./  
Ref. nr  
271194-3  
(273447-3)


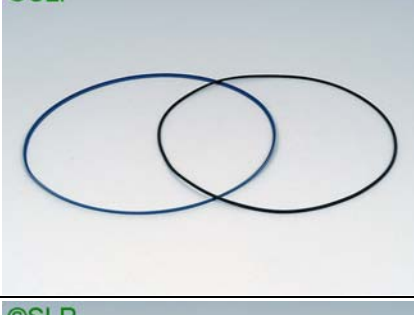

©SLP



## Repair kit main cylinder / Reparationssats huvudcylinder



Engine Type/Motortyp Vechicle Type/Modell		
VHK3200	<b>Part No./ Best. nr</b> RK-660  <b>Ref. No./ Ref. nr</b> 273660-1	©SLP 

## Gear box hand br. piston seal kits / Kolvtät.n.satser handbroms vx-låda

Engine Type/Motortyp Vechicle Type/Modell		
4600B, L160	<b>Part No./ Best. nr</b> KT-013  <b>Ref. No./ Ref. nr</b> 4837013-5	©SLP 
4600B, L160	<b>Part No./ Best. nr</b> KT-014  <b>Ref. No./ Ref. nr</b> 4837014-2	©SLP 
L120C, L120D, L120E, L150, L150C BM, L150C, L150D, L150E, L160, L180, L180, L180C BM, L180D, L180D HL, L180E, L180E HL, L220D, L220E	<b>Part No./ Best. nr</b> KT-026  <b>Ref. No./ Ref. nr</b> 11037026-9	©SLP 
L120C, L120D, L120E, L150/L150C, L150D, L150E, L160, L180/L180C, L180D, L180DHL, L180E, L180EHL, L220D, L220E	<b>Part No./ Best. nr</b> KT-027  <b>Ref. No./ Ref. nr</b> 11037027-7	©SLP 







## Gear box piston seals / Kolvtätningar växellåda

### Engine Type/Motortyp Vechicle Type/Modell

A30, A30C, A35, A35C, A40	<b>Part No./ Best. nr KT-334</b>  Ref. No./ Ref. nr 11037334-7	©SLP  
A30, A30C, A35, A35C, A40	<b>Part No./ Best. nr KT-344</b>  Ref. No./ Ref. nr 11037344-6	©SLP  
A28, A30, A30C, A35, A35C, A40	<b>Part No./ Best. nr KT-647</b>  Ref. No./ Ref. nr 1650647-9	©SLP  
A28, A30, A30C, A35, A35C, A40	<b>Part No./ Best. nr KT-780</b>  Ref. No./ Ref. nr 11989780-9 (1656780-2) (1650277) (11989815)	©SLP  
A28, A30, A30C, A35, A35C, A40	<b>Part No./ Best. nr KT-781</b>  Ref. No./ Ref. nr 11989781-7 (1656781-0)	©SLP  
A28, A30, A30C, A35, A35C, A40	<b>Part No./ Best. nr KT-782</b>  Ref. No./ Ref. nr 11989782-5 (1656782-8) (1650275) (11989817)	©SLP  




## Gear box piston seals / Kolvtätningar växellåda

### Engine Type/Motortyp Vehicle Type/Modell

A28, A30, A30C, A35, A35C, A40	<b>Part No./ Best. nr KT-783</b>  Ref. No./ Ref. nr 11989783-3 (1656783-6)	©SLP  
A28, A30, A30C, A35, A35C, A40	<b>Part No./ Best. nr KT-784</b>  Ref. No./ Ref. nr 11989784-1 (1656784-4) (1650268) (11989824)	©SLP  
A28, A30, A35	<b>Part No./ Best. nr KT-785</b>  Ref. No./ Ref. nr 11989785-8 (1656785-1)	©SLP  
A28, A30, A30C, A35, A35C, A40	<b>Part No./ Best. nr KT-786</b>  Ref. No./ Ref. nr 11989786-6 (1656786-9) (1650265)	©SLP  
A28, A30, A30C, A35, A35C, A40	<b>Part No./ Best. nr KT-787</b>  Ref. No./ Ref. nr 11989787-4 (1656787-7) (1650269) (11989826)	©SLP  
A28, A30, A30C, A35, A35C, A40	<b>Part No./ Best. nr KT-788</b>  Ref. No./ Ref. nr 11989788-2 (1656788-5) (11989818) (1650278)	©SLP  


## Gear box piston seals / Kolvtätningar växellåda

### Engine Type/Motortyp Vechicle Type/Modell

A28, A30, A30C, A35, A35C, A40	<b>Part No./ Best. nr</b> <b>KT-810</b>  Ref. No./ Ref. nr 11989810-4 (1656810-7) (11989819) (1650279)	©SLP 
A28, A30, A30C, A35, A35C, A40	<b>Part No./ Best. nr</b> <b>KT-811</b>  Ref. No./ Ref. nr 11989811-2 (1656811-5) (1650281) (11989820)	©SLP 
A28, A30, A30C, A35, A35C, A40	<b>Part No./ Best. nr</b> <b>KT-812</b>  Ref. No./ Ref. nr 11989812-0 (1656812-3) (1650270) (11989827)	©SLP 


## Seal ring torque converter / Tätningsring momentomvandlare

### Engine Type/Motortyp Vechicle Type/Modell

861, 4400, 616B/646, LM622/642, LM846 D60, 621, 641, 840, 841	<b>Part No./ Best. nr</b> <b>RR-324</b>  Ref. No./ Ref. nr 6211324-6	©SLP 
---------------------------------------------------------------	-----------------------------------------------------------------------------------------	-----------------------------------------------------------------------------------------------

## Torque converter piston rings / Kolvringar momentomvandlare

### Engine Type/Motortyp Vechicle Type/Modell

GM616, LM620/640, LM621/641, LM840, LM841, LM845/846	<b>Part No./ Best. nr</b> <b>PR-758</b>  Ref. No./ Ref. nr 6617758-5	©SLP 
------------------------------------------------------	-----------------------------------------------------------------------------------------	-----------------------------------------------------------------------------------------------

## Torque converter piston rings / Kolringar momentomvandlare

### Engine Type/Motortyp Vechicle Type/Modell

GM616, LM620/640, LM621/641, LM622/642, LM840,  
LM841

HT65

Part No./  
Best. nr  
PR-759

Ref. No./  
Ref. nr  
6617759-3

©SLP



## Repair kit gear box inhibitor valve / Rep.sats spärrventil växellåda

### Engine Type/Motortyp Vechicle Type/Modell

3200, 3500/3700

Part No./  
Best. nr  
RK-082

Ref. No./  
Ref. nr  
273082-8

©SLP



## Gear box mount / Gummikudde växellådsupphängning

### Engine Type/Motortyp Vechicle Type/Modell

L70B/L70C 10101-13115, L70C 13116-, L90D

Part No./  
Best. nr  
RC-812

Ref. No./  
Ref. nr  
342812-5

©SLP



## Gear box gasket sets / Packningsatser växellåda

### Engine Type/Motortyp Vechicle Type/Modell

A25D, A30D, A35D, A40D

Part No./  
Best. nr  
GGS-074

Ref. No./  
Ref. nr  
11707074-8

©SLP





## Gear box gasket sets / Packningsatser växellåda

### Engine Type/Motortyp Vechicle Type/Modell

<p>L90, L90B, L90C, L120, L120B, A20, 4500 ser. No. 2601-</p> <p>With HT130/131/132 gear boxes/ Med HT130/131/132 växellådor.</p>	<p><b>Part No./ Best. nr GGG-095</b></p> <p>Ref. No./ Ref. nr 11990095-9</p>	<p>©SLP</p> 
<p>4200B, 6300, L50, L70, EL70, L70B, L70C</p> <p>With HT90 gear box/ Med HT90 växellåda</p>	<p><b>Part No./ Best. nr GGG-096</b></p> <p>Ref. No./ Ref. nr 11990096-7</p>	<p>©SLP</p> 
<p>4300, 4300B, 4400, 4500 ser. No. -2600</p> <p>With HT100 and HT120 gear boxes/ Med HT100 och HT120 växellådor.</p>	<p><b>Part No./ Best. nr GGG-107</b></p> <p>Ref. No./ Ref. nr 11990107-2 (6630972-5)</p>	<p>©SLP</p> 
<p>L845/846, LM846 D60, very early models of 860/ mycket tidiga modeller av 860.</p> <p>With HT65 gear box/ Med HT65 växellåda</p>	<p><b>Part No./ Best. nr GGG-148</b></p> <p>Ref. No./ Ref. nr 6630148-2</p>	<p>©SLP</p> 
<p>L220E</p>	<p><b>Part No./ Best. nr GGG-280</b></p> <p>Ref. No./ Ref. nr 11708280-0</p>	<p>©SLP</p> 
<p>L110E, L120E, L150E, L180E</p>	<p><b>Part No./ Best. nr GGG-284</b></p> <p>Ref. No./ Ref. nr 11708284-2</p>	<p>©SLP</p> 

## Gear box gasket sets / Packningsatser växellåda


### Engine Type/Motortyp Vechicle Type/Modell

<p>616B/646, 622/642, 860, 860S, 861</p> <p>With HT65 gear box/ Med HT65 växellåda</p>	<p><b>Part No./ Best. nr GGs-319</b></p> <p>Ref. No./ Ref. nr 6630319-9</p>	<p>©SLP</p> 
<p>4600B, L120C, L120D, L150/L150C, L150D, L160, L180/L180C, L180D, L180DHL</p>	<p><b>Part No./ Best. nr GGs-357</b></p> <p>Ref. No./ Ref. nr 11990357-3 (11990098-3)</p>	<p>©SLP</p> 
<p>A30, A35, A40, A30C, A35C, A25D, A30D, A35D, A40D</p>	<p><b>Part No./ Best. nr GGs-483</b></p> <p>Ref. No./ Ref. nr 11990483-7</p>	<p>©SLP</p> 
<p>DR860, DR860T, GM616, LM620/640, LM840, LM841, BVB 52/57</p>	<p><b>Part No./ Best. nr GGs-545</b></p> <p>Ref. No./ Ref. nr 754545-2</p>	<p>©SLP</p> 
<p>L90C, L90D</p>	<p><b>Part No./ Best. nr GGs-648</b></p> <p>Ref. No./ Ref. nr 11706648-0</p>	<p>©SLP</p> 
<p>L220D</p>	<p><b>Part No./ Best. nr GGs-821</b></p> <p>Ref. No./ Ref. nr 11703821-6</p>	<p>©SLP</p> 



## Gear box gasket sets / Packningssatser växellåda

### Engine Type/Motortyp Vechicle Type/Modell

L220E	<b>Part No./ Best. nr GGG-770</b>  Ref. No./ Ref. nr 11707770-1	©SLP 
-------	-------------------------------------------------------------------------------------	---------------------------------------------------------------------------------------------

## Gear box oil seals / Tätningringar växellådor

### Engine Type/Motortyp Vechicle Type/Modell

HT200, HT201	<b>Part No./ Best. nr PB-030</b>  Ref. No./ Ref. nr 4787030-8	©SLP 
HT65	<b>Part No./ Best. nr RS-333</b>  Ref. No./ Ref. nr 795333-4	©SLP 
845, 846 HT65 Gear box	<b>Part No./ Best. nr PB-902</b>  Ref. No./ Ref. nr 943902-7	©SLP 
LM845/846, LM846 D60  HT65 (GGG-148)	<b>Part No./ Best. nr PB-113</b>  Ref. No./ Ref. nr 944113-0	©SLP 

## Gear box oil seals / Tättningsringar växellådor

Engine Type/Motortyp Vechicle Type/Modell		
LM845/846, VHK510 HT65 (GGS-148)	<b>Part No./ Best. nr PB-255</b>  Ref. No./ Ref. nr 943255-0	©SLP 
A28, A30, A35	<b>Part No./ Best. nr PB-290</b>  Ref. No./ Ref. nr 1650290-8	©SLP 
A28, A30, A35	<b>Part No./ Best. nr PB-291</b>  Ref. No./ Ref. nr 1650291-6	©SLP 
861, 616B/646, 622/642, 860S, DR860, DR860T, DR860TL, GM616, LM620/640, LM621/641, LM840, LM841, LM845/846, LM846, TC860TL HT65	<b>Part No./ Best. nr PB-340</b>  Ref. No./ Ref. nr 795340-9	©SLP 
4200, 2002/2105, 2600-2654, 4200B, 4300B, 616B/646, 622/642, A30, A30C, A35C, A40, H16C, H25B, L50, L50B/L50C, L50D, L70, L150/L150C, LM620/640, LM621/641, LM840, LM841 D60, T800, T800 D60, T810/814	<b>Part No./ Best. nr PB-375</b>  Ref. No./ Ref. nr 795375-5	©SLP 
HT201-220	<b>Part No./ Best. nr PB-396</b>  Ref. No./ Ref. nr 973936-8 (973396-8)	©SLP 






## Gear box oil seals / Tättningsringar växellådor

### Engine Type/Motortyp Vechicle Type/Modell

<p>4300, 4300B, 4400, 4500, L90, L120</p> <p>HT100/120, HT131/132</p>	<p><b>Part No./ Best. nr PB-574</b></p> <p>Ref. No./ Ref. nr 946574-1</p>	<p>©SLP</p> 
<p>4600, 4600B, 5350B, A25, A25B, A25C, A35, A35C, A40, L160</p>	<p><b>Part No./ Best. nr PB-577</b></p> <p>Ref. No./ Ref. nr 4717577-2 (1522894-3)</p>	<p>©SLP</p> 
<p>A30C, A35C, A40, L220D, L220E</p>	<p><b>Part No./ Best. nr PB-592</b></p> <p>Ref. No./ Ref. nr 11145592-9 (11036888-3)</p>	<p>©SLP</p> 
<p>861, 5350, 4600B, 5350B, A20, A20C, A25, A25B, A25C, A25D, A28, A30, A30C, A30D, A35, A35C, A35D, A40, A40D, L160</p>	<p><b>Part No./ Best. nr PB-627</b></p> <p>Ref. No./ Ref. nr 4880627-7</p>	<p>©SLP</p> 
<p>861, 616B/646, 622/642, 860S, DR860, DR860T, DR860TL, GM616, LM620/640, LM621/641, LM840, LM841, LM841 D60, T650, TC860TL</p> <p>HT65 (2 pcs. in GGS-319)</p>	<p><b>Part No./ Best. nr PB-769</b></p> <p>Ref. No./ Ref. nr 942769-1</p>	<p>©SLP</p> 
<p>HT90 (2 pcs./2 st), HT100/120, HT130/131/132, H65 845/846</p>	<p><b>Part No./ Best. nr PB-844</b></p> <p>Ref. No./ Ref. nr 968844-1 (943902-7)</p>	<p>©SLP</p> 



## Gear box oil seals / Tättningsringar växellådor

### Engine Type/Motortyp Vechicle Type/Modell

<p>A25D, A30, A30C, A30D, A35, A35C, A35D, A40, A40D</p>	<p><b>Part No./ Best. nr PB-857</b></p> <p>Ref. No./ Ref. nr 13965857-9</p>	<p>©SLP</p> 
<p>HT131/132</p>	<p><b>Part No./ Best. nr PB-874</b></p> <p>Ref. No./ Ref. nr 4871874-6</p>	<p>©SLP</p> 
<p>4300, 4400, 4500, 4300B, A20, L90, L90B, L90C, L120, L120B</p> <p>HT100/120 (2 pcs./st), HT130/131/132</p>	<p><b>Part No./ Best. nr PB-965</b></p> <p>Ref. No./ Ref. nr 928965-3</p>	<p>©SLP</p> 
<p>861, 4300, 4400, 4500, 6300, 4200B, 4300B, 616B/646, 622/642, 860S, A20, DR860, DR860T, DR860TL, EL70, EL70C, GM616, L50, L50 US, L70US, L70B/L70C, L70D, L90, L90B, L90C, L120, L120B, LM620/640, LM621/641, LM840, LM841 D60, LM845/846, LM846 D60, TC860TL</p> <p>HT65, HT100, HT120, HT130, HT131</p>	<p><b>Part No./ Best. nr RS-310</b></p> <p>Ref. No./ Ref. nr 795310-2</p>	<p>©SLP</p> 
<p>A30, A30C, A35C, A40, EC450, EC620, EC650, L150, L150C, L150D, L180, L180C, L180D, L220D, L330C, L330D</p>	<p><b>Part No./ Best. nr TR-051</b></p> <p>Ref. No./ Ref. nr 3825051-0</p>	<p>©SLP</p> 
<p>861, 3200, 4300, 4400, 4500, 4600, 5350, 3500/3700, 4600B, 5350B, 860S, A20, A20C, A25, A25B, A25C, A25D, A28, A30, A30C, A30D, A35, A35C, A35D, A40, A40D, DR860, DR860T, DR860TL, K414, K414B, L90, L90B, L90D, L120, L120B, L120D, L120E, L150/L150C, L150D, L160, L180/L180C, L180D, L180DHL, LM1240, LM845/846, LM86 D60, TC860TL</p>	<p><b>Part No./ Best. nr TR-142</b></p> <p>Ref. No./ Ref. nr 943142-0</p>	<p>©SLP</p> 

## Gear box oil seals / Tättningsringar växellådor

### Engine Type/Motortyp Vechicle Type/Modell

HT90	<b>Part No./ Best. nr</b> TR-206  Ref. No./ Ref. nr 4881206-9	©SLP 
861	<b>Part No./ Best. nr</b> TR-366  Ref. No./ Ref. nr 4881366-1	©SLP 

## Transmission pumps / Transmissionspumpar

### Engine Type/Motortyp Vechicle Type/Modell

A20, 4300, 4300B, 4400, 4500, L90, L90B, L90C BM, L90C, L90D, L120, L120B	<b>Part No./ Best. nr</b> OP-099  Ref. No./ Ref. nr 4720099-3	©SLP 
30882/HT210, 30883/HT220, L120C BM, L120C, L120D, L150, L150C BM, L150C, L150D, L180, L180C BM, L180C, L180D, L180DHL, 30885/HT200R, 30886/HT220C, 30887/HT205	<b>Part No./ Best. nr</b> OP-003  Ref. No./ Ref. nr 11144003-8 (11037205-9) (4720969-7)	©SLP 
30832/HT200, 30851/HT200C, 4600B, L150, L160, L180, 30864/HT201, 30865/HT201C, 30866/HT210, 30868/HT220, 30884/HT220C	<b>Part No./ Best. nr</b> OP-004  Ref. No./ Ref. nr 11144004-6 (4871871-2)	©SLP 



## Transmission pumps / Transmissionspumpar

### Engine Type/Motortyp Vechicle Type/Modell

A25D, A30C, A30D, A35C, A35D, A40

**Part No./  
Best. nr  
OP-555**

Ref. No./  
Ref. nr  
11145555-6  
(11418237)  
(11036415-5)  
(11145425-2)  
(11037465-9)  
(11145368-4)

©SLP



## Strainers gear box / Silar växellådor

### Engine Type/Motortyp Vechicle Type/Modell

861, 6300, 2005/2105, 2600-2654, 4200B, 4600B,  
616B/646, 622/642,  
860S, DR860, DR860T, DR860TL, EL70, EL70C, GM616,  
L50, L50 US,  
L70 US, L70B/L70C, L70D, L120C, L120D, L150/L150C,  
L150D, 160,  
180/L180C, L180D, L180DHL, L220D, L220E, LM620/640,  
LM621/641,  
LM840, LM841 D60, LM845/846, LM846 D60, T430, T650,  
T700, T800,  
T800 D60, TC860TL

**Part No./  
Best. nr  
OF-278**

Ref. No./  
Ref. nr  
4710278-5

©SLP



4300, 4400, 4500, 4300B, A20,  
L90, L90B, L90C, L90D, L120, L120B

**Part No./  
Best. nr  
OF-803**

Ref. No./  
Ref. nr  
4718803-2

©SLP



5350, 5350B, A20C, A25, A25B, A25C,  
A28, A30, A30C

**Part No./  
Best. nr  
OF-409**

Ref. No./  
Ref. nr  
4720409-4

©SLP



## Pistons gear box / Kolvar växellåda



### Engine Type/Motortyp Vechicle Type/Modell

6300, 4200B, 4300, 4300B, 4400, 4500, L50, L70	<b>Part No./ Best. nr GPI-884</b>  Ref. No./ Ref. nr 11704884-3 (4786518-3)	©SLP 
6300, 6300 HFK, EL70, EL70C, 4200B, L50, L60E, L70, L70B, L70C BM, L70C, L70D, L70E	<b>Part No./ Best. nr GPI-695</b>  Ref. No./ Ref. nr 4871695-5	©SLP 
6300, 6300 HFK, EL70, EL70C, A20, 4600B, L50, L60E, L70, L70B, L70C BM, L70C, L70D, L70E, L90, L90B, L90C BM, L90C, L90D, L120, L120B, L120C BM, L120C, L120D, L150, L150C BM, 150C, 150C, L150D, L160, L180, L180C BM, L180C, L180D	<b>Part No./ Best. nr GPI-699</b>  Ref. No./ Ref. nr 4871699-7	©SLP 
6300, 6300 HFK, EL70, EL70C, 4200B, L50, L60E, L70, L70B, L70C BM, L70C, L70D, L70E	<b>Part No./ Best. nr GPI-070</b>  Ref. No./ Ref. nr 4871070-1	©SLP 
A20, 4500, L90, L90B, L90C BM, L90C, L90D, L120, L120B	<b>Part No./ Best. nr GPI-803</b>  Ref. No./ Ref. nr 4720803-8	©SLP 
A20, 4500, L90, L90B, L90C BM, L90C, L90D, L120, L120B	<b>Part No./ Best. nr GPI-073</b>  Ref. No./ Ref. nr 4873073-3	©SLP 

## Pistons gear box / Kolvar växellåda

Engine Type/Motortyp Vechicle Type/Modell		
4600B, L120C BM, L120C, L120D, L150, L150C BM, L150D, L160, L180, L180C BM, L180C, L180D	<b>Part No./ Best. nr GPI-178</b>  Ref. No./ Ref. nr 11037178-8	©SLP 
4600B, L120C, L120D, L150, L150C BM, L150C, L150D, L160, L180, L180C BM, L180C, L180D	<b>Part No./ Best. nr GPI-863</b>  Ref. No./ Ref. nr 4720863-2	©SLP 
4600B, L120C BM, L120C, L120D, L150, L150C BM, L150C, L150D, L160, L180, L180C BM, L180C	<b>Part No./ Best. nr GPI-053</b>  Ref. No./ Ref. nr 11037053-3	©SLP 

## Gear box springs / Fjädrar växellådor

Engine Type/Motortyp Vechicle Type/Modell		
6300, 6300 HFK, EL70, EL70C, 4200B, L50, L60E, L70, L70B, L70C BM, L70C, L70D, L70E	<b>Part No./ Best. nr FJ-696</b>  Ref. No./ Ref. nr 4871696-3	©SLP 
4600B, L90E, L110E, L120C BM, L120C, L120D, L120E, L150, L150C BM, L150C, L150D, L150E, L160, L180, L180C BM, L180C, L180D, L180E	<b>Part No./ Best. nr FJ-195</b>  Ref. No./ Ref. nr 11037195-2	©SLP 

## Gear box springs / Fjädrar växellådor

### Engine Type/Motortyp Vechicle Type/Modell

4500, 6300, 4600B, A20, L50, L70, L90, L120, L120B, L150, L160, L180

**Part No./  
Best. nr  
FJ-532**

Ref. No./  
Ref. nr  
4871532-0

©SLP



4500, 6300, 4600B, A20, EL70, L50, L70, L90, L120, L150, L160, L180

**Part No./  
Best. nr  
FJ-533**

Ref. No./  
Ref. nr  
4871533-8

©SLP



## Clutch housing / Kopplingshus

### Engine Type/Motortyp Vechicle Type/Modell

A20, 4300, 4300B, 4400, 4500, L90, L120

**Part No./  
Best. nr  
CLH-520**

Ref. No./  
Ref. nr  
4786520-9

©SLP



6300, 4200B, 4300, 4300B, 4400, L50, L70

**Part No./  
Best. nr  
CLH-521**

Ref. No./  
Ref. nr  
4786521-7



©SLP



## Pressure plates / Tryckplattor

Engine Type/Motortyp Vechicle Type/Modell		
A25D, A25E, A30, A30 Volvo, A30C, A30C Volvo, A30D, A30E, A35, A35C, A35C Volvo, A35D, A35E, A40, A40 Volvo, A40D, A40E, T450D, PT1661, 1662, 1663, 1760, 1761, 1560, 1860, 1862	<b>Part No./ Best. nr TPL-256</b>  Ref. No./ Ref. nr 11145256-1 (11036749-7) (1650360-9) (1656427-0) (1650463-1) (1650465-6)	©SLP 
A25D, A25E, A28, A30, A30 Volvo, A30C, A30C Volvo, A30D, A30E, A35, A35C, A35C Volvo, A35D, A35E, A40, A40 Volvo, A40D, A40E, T450D, PT1661, 1662, 1663, 1760, 1761, 1560, 1860, 1862	<b>Part No./ Best. nr TPL-977</b>  Ref. No./ Ref. nr 1650977-0 (1650363-3)	©SLP 
A25D, A30D, T450D, A25E, A30E, A35E, A40E, A35, A30 Volvo, A40 Volvo, A30C Volvo, A35C Volvo, A30C, A35C, A40, A35D, A40D, A25D, A30D  PT 1661, 1662, 1663, 1760, 1761, 1560, 1860, 1862	<b>Part No./ Best. nr TPL-750</b>  Ref. No./ Ref. nr 11036750-5	©SLP 


## Pump drive transmission shafts / Axlar pumpdrivning transmission

Engine Type/Motortyp Vechicle Type/Modell		
4300, 4300B, 4400, 4500, L90, L90B, L90C BM, L90C, L90D	<b>Part No./ Best. nr SHA-043</b>  Ref. No./ Ref. nr 4871043-8	©SLP 
4300, 4300B, 4400, 4500, L90, L90B, L90C BM, L90C, L90D, L120, L120B	<b>Part No./ Best. nr SHA-743</b>  Ref. No./ Ref. nr 4871743-3	©SLP 




## Pump drive transmission gears / Kugghjul pumpdrivning transmission

### Engine Type/Motortyp Vechicle Type/Modell

5350, 5350B, A25, A25B, A25C BM	<b>Part No./ Best. nr GBG-025</b>  Ref. No./ Ref. nr 4871025-5	©SLP 
5350, 5350B, A25, A25B, A25C BM	<b>Part No./ Best. nr GBG-434</b>  Ref. No./ Ref. nr 4770434-1	©SLP 
A20, A20 C BM, A20C, A25, A25B, A25C BM, A25C	<b>Part No./ Best. nr GBG-915</b>  Ref. No./ Ref. nr 11030915-0	©SLP 
4300, 4300B, 4400, 4500, L90, L90B, L90C BM, L90C, L90D, L120, L120B	<b>Part No./ Best. nr GBG-699</b>  Ref. No./ Ref. nr 11036699-4	©SLP 

## Pump drive transmission sleeves / Muffar pumpdrivning transmission

### Engine Type/Motortyp Vechicle Type/Modell

A28, A30, A30C BM	<b>Part No./ Best. nr SLE-085</b>  Ref. No./ Ref. nr 11036085-6	©SLP 
-------------------	-------------------------------------------------------------------------------------	-----------------------------------------------------------------------------------------------

## Pump drive transmission sleeves / Muffar pumpdrivning transmission

### Engine Type/Motortyp Vechicle Type/Modell

4300, 4300B, 4400, 4500

**Part No./  
Best. nr  
SLE-042**

Ref. No./  
Ref. nr  
4871042-0

©SLP



4300, 4300B, 4400, 4500

**Part No./  
Best. nr  
SLE-656**

Ref. No./  
Ref. nr  
4720656-0

©SLP



## Power take off pump drive shafts / Axlar pumpdrivning kraftuttag

### Engine Type/Motortyp Vechicle Type/Modell

6300, EL70, EL70C

**Part No./  
Best. nr  
SHA-171**

Ref. No./  
Ref. nr  
11036171-4

©SLP



6300, EL70, EL70C, L50, L70

**Part No./  
Best. nr  
SHA-173**

Ref. No./  
Ref. nr  
11036173-0

©SLP



L70B, L70C BM, L70C, L70D

**Part No./  
Best. nr  
SHA-675**

Ref. No./  
Ref. nr  
11036675-4

©SLP



## Power take off pump drive gear / Kugghjul pumpdrivning kraftuttag

### Engine Type/Motortyp Vechicle Type/Modell

A28, A30, A35

**Part No./  
Best. nr  
GBG-477**

Ref. No./  
Ref. nr  
4778477-2

©SLP



## Drop box shafts / Axlar fördelningsväxellåda

### Engine Type/Motortyp Vechicle Type/Modell

DR861, 5350B, A20,A25, A25B, A25C BM, A30, A30C BM

**Part No./  
Best. nr  
SHA-796**

Ref. No./  
Ref. nr  
4717796-9

©SLP



A20C BM, A30, A30C BM

**Part No./  
Best. nr  
SHA-184**

Ref. No./  
Ref. nr  
11036184-7

©SLP



A25, A25B, A25C BM, A30, A30C BM

**Part No./  
Best. nr  
SHA-045**

Ref. No./  
Ref. nr  
11036045-0

©SLP



L90, L90B, L90C BM, L90C, L90D, L120, L120B

**Part No./  
Best. nr  
SHA-491**


Ref. No./  
Ref. nr  
11036491-6

©SLP



## Drop box gears / Kugghjul fördelningsväxellåda

**Engine Type/Motortyp Vechicle Type/Modell**

A35	<p><b>Part No./ Best. nr GBG-028</b></p> <p>Ref. No./ Ref. nr 4837028-2</p>	<p>©SLP</p> 
A35	<p><b>Part No./ Best. nr GBG-7029</b></p> <p>Ref. No./ Ref. nr 4837029-0</p>	<p>©SLP</p> 
A35	<p><b>Part No./ Best. nr GBG-030</b></p> <p>Ref. No./ Ref. nr 4837030-8</p>	<p>©SLP</p> 
A35	<p><b>Part No./ Best. nr GBG-035</b></p> <p>Ref. No./ Ref. nr 4837035-7</p>	<p>©SLP</p> 
A35	<p><b>Part No./ Best. nr GBG-036</b></p> <p>Ref. No./ Ref. nr 4837036-5</p>	<p>©SLP</p> 
5350, 5350B, A25, A25B, A25C BM	<p><b>Part No./ Best. nr GBG-385</b></p> <p>Ref. No./ Ref. nr 4871385-3</p>	<p>©SLP</p> 

## Drop box gears / Kugghjul fördelningsväxellåda

### Engine Type/Motortyp Vechicle Type/Modell

<p>5350, 5350B, A20C BM, A20C, A25, A25B, A25C BM, A25C, A30, A30C BM, A30C</p>	<p><b>Part No./ Best. nr GBG-103</b></p> <p>Ref. No./ Ref. nr 11038103-5</p>	<p>©SLP</p> 
<p>A20C BM, A30, A30C BM</p>	<p><b>Part No./ Best. nr GBG-101</b></p> <p>Ref. No./ Ref. nr 11038101-9</p>	<p>©SLP</p> 
<p>A20C BM, A30, A30C BM</p>	<p><b>Part No./ Best. nr GBG-102</b></p> <p>Ref. No./ Ref. nr 11038102-7</p>	<p>©SLP</p> 
<p>A25, A25B, A25C BM, A30, A30C BM</p>	<p><b>Part No./ Best. nr GBG-046</b></p> <p>Ref. No./ Ref. nr 11036046-8</p>	<p>©SLP</p> 
<p>A35C BM</p>	<p><b>Part No./ Best. nr GBG-473</b></p> <p>Ref. No./ Ref. nr 11037473-3 (11037728-0)</p>	<p>©SLP</p> 
<p>A35C BM, A35C, A35D</p>	<p><b>Part No./ Best. nr GBG-472</b></p> <p>Ref. No./ Ref. nr 11037472-5</p>	<p>©SLP</p> 



## Drop box gears / Kugghjul fördelningsväxellåda

### Engine Type/Motortyp Vechicle Type/Modell

<p>A35D, A40, A40D</p>	<p><b>Part No./ Best. nr GBG-496</b></p> <p>Ref. No./ Ref. nr 11036496-5</p>	<p>©SLP</p> 
<p>A35C, A40, A40D</p>	<p><b>Part No./ Best. nr GBG-744</b></p> <p>Ref. No./ Ref. nr 11037744-7</p>	<p>©SLP</p> 
<p>A35D, A40D</p>	<p><b>Part No./ Best. nr GBG-159</b></p> <p>Ref. No./ Ref. nr 11038159-7</p>	<p>©SLP</p> 
<p>A40 BM</p>	<p><b>Part No./ Best. nr GBG-797</b></p> <p>Ref. No./ Ref. nr 11036797-6</p>	<p>©SLP</p> 
<p>A40 BM, A40, A40D</p>	<p><b>Part No./ Best. nr GBG-906</b></p> <p>Ref. No./ Ref. nr 11036906-3</p>	<p>©SLP</p> 
<p>4500, L90, L90B, L90C BM, L90C, L90D, L120, L120B</p>	<p><b>Part No./ Best. nr GBG-535</b></p> <p>Ref. No./ Ref. nr 11036535-0</p>	<p>©SLP</p> 


## Drop box gears / Kugghjul fördelningsväxellåda

### Engine Type/Motortyp Vechicle Type/Modell



4500, L90, L90B, L90C BM, L90C, L90D, L120, L120B	<b>Part No./ Best. nr GBG-537</b>  Ref. No./ Ref. nr 11036537-6	©SLP 
L90C, L90D, L120B	<b>Part No./ Best. nr GBG-536</b>  Ref. No./ Ref. nr 11036536-8	©SLP 
L90, L90B, L90C BM, L90C, L90D, L120, L120B	<b>Part No./ Best. nr GBG-048</b>  Ref. No./ Ref. nr 11036048-4	©SLP 
4600B, L120C BM, L120C, L120D, L150, L150C BM, L150C, L150D, L160, L180, L180C BM, L180C, L180D	<b>Part No./ Best. nr GBG-918</b>  Ref. No./ Ref. nr 4720918-4	©SLP 

## Diff. housing drop box / Diff. hus fördelningsväxellåda

### Engine Type/Motortyp Vechicle Type/Modell

A35, A35C, A40	<b>Part No./ Best. nr GBG-220</b>  Ref. No./ Ref. nr 11036220	©SLP 
----------------	-----------------------------------------------------------------------------------	-----------------------------------------------------------------------------------------------

## Drop box sleeves / Splineshylsor fördelningsväxellåda

Engine Type/Motortyp Vechicle Type/Modell		
A35C BM	<b>Part No./ Best. nr</b> SLE-447  Ref. No./ Ref. nr 11037447-7	©SLP 
A35D, A40 BM, A40, A40D	<b>Part No./ Best. nr</b> SLE-901  Ref. No./ Ref. nr 11036901-4	©SLP 

## Gears complementary gear box / Drev tillsatsväxellåda

Engine Type/Motortyp Vechicle Type/Modell		
LM640 1922-, LM641, LM642, GM646, GM646B	<b>Part No./ Best. nr</b> GBG-933  Ref. No./ Ref. nr 739933-0	©SLP 
LM640, LM641, LM642, GM646, GM646B	<b>Part No./ Best. nr</b> GBG-587  Ref. No./ Ref. nr 736587-7	©SLP 
T814, T2654, Valmet 2105, LM840, LM841	<b>Part No./ Best. nr</b> GBG-934  Ref. No./ Ref. nr 739934-8	©SLP 

## Gears complementary gear box / Drev tillsatsväxellåda

### Engine Type/Motortyp Vechicle Type/Modell

T814, T2654, Valmet 2105, LM840, LM841

**Part No./  
Best. nr  
GBG-949**

Ref. No./  
Ref. nr  
739949-6

©SLP



## Gear box mid shaft gear / Drev mellanaxel växellåda

### Engine Type/Motortyp Vechicle Type/Modell

4300, 4300B, 4400, 4500, L90, L90B, L90C BM, L90C, L90D, L120, L120B

**Part No./  
Best. nr  
GBG-029**

Ref. No./  
Ref. nr  
4871029-7

©SLP



## Shafts clutch housing / Axlar kopplingshus

### Engine Type/Motortyp Vechicle Type/Modell

6300, EL70, EL70C, 4200B, L50, L70, L70B, L70C BM, L70C, L70D

**Part No./  
Best. nr  
SHA-552**

Ref. No./  
Ref. nr  
4871552-8

©SLP



L90, L90B, L90C BM, L90C, L90D, L120, L120B

**Part No./  
Best. nr  
SHA-393**

Ref. No./  
Ref. nr  
11036093-4

©SLP



## Gear clutch housing / Mellanhjul kopplingshus

### Engine Type/Motortyp Vechicle Type/Modell

6300, EL70, L50, L70, L70B, L70C BM, L70C, L70D

**Part No./  
Best. nr  
GBG-005**

Ref. No./  
Ref. nr  
4873005-5

©SLP



## Clutch hubs / Kopplingsnav

### Engine Type/Motortyp Vechicle Type/Modell

EL70, L70, L70B, L70C BM

**Part No./  
Best. nr  
KLN-592**

Ref. No./  
Ref. nr  
11036592-1

©SLP



EL70, EL70C, A20, L60E, L70, L70B, L70C BM, L70C, L70D, L70E, L90B, L90C BM, L90C, L90D, L120, L120B, L120C BM, L120C, L120D, L150, L150C BM, L150C, L150D, L160, L180, L180C BM, L180C, L180D

**Part No./  
Best. nr  
KLN-146**

Ref. No./  
Ref. nr  
11037146-5  
(4871105-5)  
(4871692-2)

©SLP



L90, L90B, L90C BM, L90C, L90D, L120, L120B

**Part No./  
Best. nr  
KLN-154**

Ref. No./  
Ref. nr  
11037154-9  
(4873022-0)

©SLP



L90, L90B, L90C BM, L90C, L90D, L120, L120B

**Part No./  
Best. nr  
KLN-155**

Ref. No./  
Ref. nr  
11037155-6

©SLP





## Clutch hubs / Kopplingsnav

### Engine Type/Motortyp Vechicle Type/Modell

A20, 4300, 4300B, 4400, 4500, L90, L120

**Part No./  
Best. nr  
KLN-530**

Ref. No./  
Ref. nr  
4786530-8

©SLP



A25D, A30D, T450D, A30 Volvo, A40 Volvo, A30C Volvo, A35C Volvo, A30C, A35C, A40, A35D, A40D, A25D, A30D PT 1663, 1662, 1663, 1760, 1761, 1560, 1860, 1862

**Part No./  
Best. nr  
GR-941**

Ref. No./  
Ref. nr  
11037941-9  
(1650129-8)

©SLP



A25D, A30D, T450D, A35, A30 Volvo, A40 Volvo, A30C Volvo, A35C Volvo, A30C, A35C, A40, A35D, A40D, A25D, A30D PT 1661, 1662, 1663, 1760, 1761, 1560, 1860, 1862

**Part No./  
Best. nr  
GR-943**

Ref. No./  
Ref. nr  
11037943-5  
(1650309-6)

©SLP



## Trubin shaft / Turbinaxel

### Engine Type/Motortyp Vechicle Type/Modell

A30, A35

PT 1663, 1760, 1761, 1560, 1860, 1862

**Part No./  
Best. nr  
TSH-686**

Ref. No./  
Ref. nr  
11036686  
(1656420)

©SLP



A25, A30C, A35C, A40, A40D

PT 1661, 1662

**Part No./  
Best. nr  
TSH-163**

Ref. No./  
Ref. nr  
11145163-9  
(11038281-9)  
(11036838-8)

©SLP



## Hydraulic clutch gears / Kuggjul hydraulkoppling

**Engine Type/Motortyp Vechicle Type/Modell**

A20	<b>Part No./ Best. nr GBG-034</b>  Ref. No./ Ref. nr 4873034-5	
A35	<b>Part No./ Best. nr GBG-037</b>  Ref. No./ Ref. nr 4873037-8	
4500, L90, L120	<b>Part No./ Best. nr GBG-772</b>  Ref. No./ Ref. nr 4720772-5	©SLP 
6300, EL70, EL70C, 4200B, L50, L60E, L70, L70B, L70C BM, L70C, L70D, L70E	<b>Part No./ Best. nr GBG-693</b>  Ref. No./ Ref. nr 4871693-0	©SLP 
6300, EL70, EL70C, 4200B, L50, L60E, L70, L70B, L70C BM, L70C, L70D, L70E	<b>Part No./ Best. nr GBG-694</b>  Ref. No./ Ref. nr 4871694-8	©SLP 
6300, EL70, EL70C, 4200B, L50, L70, L70B, L70C BM, L70C, L70D	<b>Part No./ Best. nr GBG-078</b>  Ref. No./ Ref. nr 4871078-4	©SLP 

## Hydraulic clutch gears / Kugghjul hydraulkoppling

### Engine Type/Motortyp Vechicle Type/Modell

6300, EL70, EL70C, L50, L70, L70B, L70C BM, L70C, L70D	<b>Part No./ Best. nr GBG-719</b>  Ref. No./ Ref. nr 11037719-9	
6300, EL70, EL70C, L50, L70, L70B, L70C BM, L70C, L70D	<b>Part No./ Best. nr GBG-722</b>  Ref. No./ Ref. nr 11037722-3	
4500, L90, L90B, L90C BM, L90C, L90D, L120, L120B	<b>Part No./ Best. nr GBG-774</b>  Ref. No./ Ref. nr 4720774-1	
L90, L90B, L90C BM, L90C, L90D, L120, L120B	<b>Part No./ Best. nr GBG-114</b>  Ref. No./ Ref. nr 11037114-3	
L90, L90B, L90C BM, L90C, L90D, L120, L120B	<b>Part No./ Best. nr GBG-124</b>  Ref. No./ Ref. nr 11037124-2	
L90, L90B, L90C BM, L90C, L90D, L120, L120B	<b>Part No./ Best. nr GBG-141</b>  Ref. No./ Ref. nr 11037141-6	©SLP 
4600B, L120C BM, L120C, L120D, L150, L150C BM, L150C, L150D, L160, L180, L180C BM, L180C, L180D	<b>Part No./ Best. nr GBG-057</b>  Ref. No./ Ref. nr 11037057-4	©SLP 

### Shaft torque converter / Axel momentomvandlare

#### Engine Type/Motortyp Vechicle Type/Modell

4600B, L150, L150C BM, L160, L180, L180C BM

**Part No./  
Best. nr  
SHA-143**

Ref. No./  
Ref. nr  
11037143-2

©SLP



### Gear torque converter / Kuggjul momentomvandlare

#### Engine Type/Motortyp Vechicle Type/Modell

4600B, L120C BM, L120C, L120D, L150, L150C BM,  
L150C, L160, L180, L180C BM, L180C, L180D

**Part No./  
Best. nr  
GBG-843**

Ref. No./  
Ref. nr  
11037843-7

©SLP



6300, EL70, EL70C, 4200B, L50, L60E, L70, L70C BM,  
L70E

**Part No./  
Best. nr  
GBG-817**

Ref. No./  
Ref. nr  
6212817-8

©SLP



### Sleeve torque converter / Medbringarhylsa momentomvandlare

#### Engine Type/Motortyp Vechicle Type/Modell

4600B, L150, L150C BM, L160, L180, L180C BM

**Part No./  
Best. nr  
SLE-932**

Ref. No./  
Ref. nr  
4720932-5

©SLP



## Centre support gear box housing / Stöd växellådshus

### Engine Type/Motortyp Vehicle Type/Modell

A25D, A30D, T450D, A35, A30 Volvo, A40 Volvo, A30C  
Volvo, A35C Volvo, A30C, A35C, A40, A35D, A40D, A25D

**Part No./  
Best. nr  
CSU-312**

Ref. No./  
Ref. nr  
11145312  
(1650042-3)  
(11037937-7)

©SLP



## Gears final gear / Kuggjul slutväxel

### Engine Type/Motortyp Vehicle Type/Modell

A35, A35C BM, A35C, A35D, A40 BM, A40, A40D

**Part No./  
Best. nr  
GBG-425**

Ref. No./  
Ref. nr  
4870425-8

©SLP



## Return hoses gear box / Returslangar växellådor

### Engine Type/Motortyp Vehicle Type/Modell

4300, 4300B, 4400, 4500,  
L90, L90B, L90D, L120, L120B

**Part No./  
Best. nr  
H-6982**

Ref. No./  
Ref. nr  
4926982-2

©SLP



861, 2005/2105, 616B/646, 860S, DR860, DR860T,  
DR860TL,  
GM616, LM621/641, LM622/642, LM841, TC860TL

**Part No./  
Best. nr  
H-269**

Ref. No./  
Ref. nr  
4715269-9

©SLP





## Heat exchanger gear box / Värmeväxlare växellåda

### Engine Type/Motortyp Vechicle Type/Modell

T450D, A25C BM, A25C, A25D, A25E, A30, A30C BM, A30C, A30D, A30E, A35, A35C BM, A35C, A35D, A35E, A40 BM, A40, A40D, A40E, L330E, L350F

**Part No./  
Best. nr  
OC-628**

Ref. No./  
Ref. nr  
11033628-6  
(11110107-7)

©SLP



### Gear box piston rings steel / Växellådskolvringar stål

©SLP



### Engine Type/Motortyp Vechicle Type/Modell

HT131/132 1 pcs. needed/1 st åtgår HT131 L120 ser. No. -5154 and 5162-5167 only

**Part No./  
Best. nr  
PR-068**

Ref. No./  
Ref. nr  
11992068-4

HT100/120 1 pcs. needed/ 1 st åtgår Compactor only

**Part No./  
Best. nr  
PR-079**

Ref. No./  
Ref. nr  
6640079-7

HT131/132 1 pcs. needed/1 st åtgår HT131 L120 ser. No. -5154 and 5162-5167 only

**Part No./  
Best. nr  
PR-165**

Ref. No./  
Ref. nr  
6642165-2

HT100/120 1 pcs. needed/1 st åtgår HT131 1 pcs./st L120 ser. No. 5167-6139 only

**Part No./  
Best. nr  
PR-188**

Ref. No./  
Ref. nr  
6638188-0

861, 4300, 4400, 4500, 4300B, 616B/646, 622/642, 860S, A20, DR860, DR860T, DR860TL, GM616, L90, L90B, L90C, L120, L120B, LM620/640, LM621/641, LM840, LM841, LM845/846, LM846, TC860TL

**Part No./  
Best. nr  
PR-305**

Ref. No./  
Ref. nr  
795305-2

HT100/120 4 pcs. needed/4 st åtgår HT130/131/132 ser. No. -6139 2 pcs. needed/2 st åtgår

861, 4300, 4400, 4500, 4300B, 616B/646, 622/642, 860S, A20, A35, DR860, DR860T, DR860TL, GM616, L90, L90B, L90C, L120, L120B, LM620/640, LM621/641, LM840, LM841, LM845/846, LM846, TC860TL

**Part No./  
Best. nr  
PR-307**

Ref. No./  
Ref. nr  
795307-8

HT100/120 8 pcs. needed/8 st åtgår HT130/131/132 ser. No. -6139 4 pcs. needed/4 st åtgår

HT100/120 1 pce. needed/1 st åtgår HT131 1 pcs. needed/1 st åtgår L120 ser. No. 5167-6139 only


**Part No./  
Best. nr  
PR-487**


Ref. No./  
Ref. nr  
6645487-7

HT90 ser. No. -5562 4 pcs. needed/4 st åtgår


**Part No./  
Best. nr  
PR-527**

Ref. No./  
Ref. nr  
4786527-4

<b>Gear box piston rings steel / Växellådskolvringar stål</b>		
<b>Engine Type/Motortyp Vechicle Type/Modell</b>		
HT90 ser. No. -5562 2 pcs. needed/2 st åtgår	<b>Part No./ Best. nr PR-528</b>	<b>Ref. No./ Ref. nr 4786528-2</b>
HT90 1 pcs.needed/ 1 st åtgår	<b>Part No./ Best. nr PR-601</b>	<b>Ref. No./ Ref. nr 6213601-5</b>
HT100/120 2 pcs. needed/2 st åtgår (aluminium) Compactor only	<b>Part No./ Best. nr PR-709</b>	<b>Ref. No./ Ref. nr 6624709-9</b>
HT130/131/132 1 pcs. needed/1 st åtgår	<b>Part No./ Best. nr PR-713</b>	<b>Ref. No./ Ref. nr 6212713-9</b>
HT90 1 pcs. needed/1 st åtgår HT130/131/132 1 pcs. needed/1 st åtgår	<b>Part No./ Best. nr PR-718</b>	<b>Ref. No./ Ref. nr 6212718-8</b>
L220D, L220E	<b>Part No./ Best. nr PR-814</b>	<b>Ref. No./ Ref. nr 11037814-8</b>

<b>Gear box piston rings / Växellådskolvringar</b>		
<b>Engine Type/Motortyp Vechicle Type/Modell</b>		
HT90 2 pcs. needed/2 st åtgår, HT131/132 6 pcs. needed/6 st åtgår	<b>Part No./ Best. nr PR-048</b>	<b>Ref. No./ Ref. nr 4871048-7</b>
HT65 4 pcs./st, HT90 ser. No. -5562 2 pcs./st, HT130 2 pcs/st, HT131 ser. No. -6139	<b>Part No./ Best. nr PR-049</b>	<b>Ref. No./ Ref. nr 4871049-5 (4780224-4)</b>
HT90 2 pcs. needed/2 st åtgår	<b>Part No./ Best. nr PR-072</b>	<b>Ref. No./ Ref. nr 4871072-7</b>

**Gear box piston rings /  
Växellådskolvringar**



<b>Engine Type/Motortyp Vechicle Type/Modell</b>		
HT90 2 pcs. needed/2 st åtgår	<b>Part No./ Best. nr PR-073</b>	Ref. No./ Ref. nr 4871073-5
HT90 2 pcs. needed/2 st åtgår	<b>Part No./ Best. nr PR-092</b>	Ref. No./ Ref. nr 4871092-5
HT90 2 pcs. needed/2 st åtgår	<b>Part No./ Best. nr PR-154</b>	Ref. No./ Ref. nr 4871154-3
L120C, L120D, L120E, L150/L150C, L150D, L150E, L160, L180/L180C, L180D, L180DHL, L180E, L180EHL, 4600B	<b>Part No./ Best. nr PR-223</b>	Ref. No./ Ref. nr 4871223-6
A25, A30, A30C, A35, A35C, A40	<b>Part No./ Best. nr PR-317</b>	Ref. No./ Ref. nr 11037317-1
A25, A30, A30C, A35, A35C, A40	<b>Part No./ Best. nr PR-318</b>	Ref. No./ Ref. nr 11037318-9
A25, A30, A30C, A35, A35C, A40	<b>Part No./ Best. nr PR-319</b>	Ref. No./ Ref. nr 11037319-7
4600B, L120C, L120D, L120E, L150/L150C, L150D, L150E, L160, L180/L180C, L180D, L180DHL, L180E, L180EHL	<b>Part No./ Best. nr PR-428</b>	Ref. No./ Ref. nr 4871428-1
L220D, L220E	<b>Part No./ Best. nr PR-513</b>	Ref. No./ Ref. nr 11037513-6
L220D, L220E	<b>Part No./ Best. nr PR-515</b>	Ref. No./ Ref. nr 11037515-1
L220D, L220E	<b>Part No./ Best. nr PR-516</b>	Ref. No./ Ref. nr 11037516-9
4600B, L120D, L150/L150C, L150D, L160, L180/L180C, L180D, L180DHL	<b>Part No./ Best. nr PR-541</b>	Ref. No./ Ref. nr 4871541-1 (11037541-7)

**Gear box piston rings /  
Växellådskolvringar**

©SLP



<b>Engine Type/Motortyp Vechicle Type/Modell</b>		
HT90 2 pcs. needed/2 st åtgår	<b>Part No./ Best. nr PR-547</b>	Ref. No./ Ref. nr 11997547-2
HT90 2 pcs. needed/2 st åtgår	<b>Part No./ Best. nr PR-548</b>	Ref. No./ Ref. nr 11997548-0
L220D, L220E	<b>Part No./ Best. nr PR-694</b>	Ref. No./ Ref. nr 11037694-4
HT90 2 pcs. needed/2 st åtgår	<b>Part No./ Best. nr PR-697</b>	Ref. No./ Ref. nr 4871697-1
HT90 2 pcs. needed/2 st åtgår, HT131 ser. No. 6140- 2 pcs./st, HT132 2 pcs./st	<b>Part No./ Best. nr PR-698</b>	Ref. No./ Ref. nr 4871698-9
HT90 9 pcs. needed/9 st åtgår, HT130 6 pcs. needed/6 st åtgår, HT131/132 9 pcs. needed/9 st åtgår	<b>Part No./ Best. nr PR-797</b>	Ref. No./ Ref. nr 4720797-2
HT130/131/132 2 pcs. needed/2 st åtgår	<b>Part No./ Best. nr PR-798</b>	Ref. No./ Ref. nr 4720798-0
HT130/131/132 2 pcs. needed/2 st åtgår	<b>Part No./ Best. nr PR-799</b>	Ref. No./ Ref. nr 4720799-8
HT130/131/132 2 pcs. needed/2 st åtgår	<b>Part No./ Best. nr PR-800</b>	Ref. No./ Ref. nr 4720800-4
4600B, L120C, L120D, L120E, L150/L150C, L150D, L150E, L160, L180/L180C, L180D, L180DHL, L180E, L180EHL	<b>Part No./ Best. nr PR-864</b>	Ref. No./ Ref. nr 4720864-0
A35, A35C, A35D, A40, A40D, L120C, L120D, L120E, L150/L150C, L150D, L150E, L160, L180/L180C, L180D, L180DHL, L180E, L180EHL, 4600B	<b>Part No./ Best. nr PR-865</b>	Ref. No./ Ref. nr 4720865-7
HT90 ser. No. 5563- 2 pcs. needed/2 st åtgår, HT131/132 2 pcs. needed/2 st åtgår	<b>Part No./ Best. nr PR-869</b>	Ref. No./ Ref. nr 4720869-9

## Piston ring torque conv. / Kolvring momentomv.hus

### Engine Type/Motortyp Vechicle Type/Modell

L110E, L120E, L150E, L180E, L180EHL, L220E

**Part No./  
Best. nr  
PR-9318**

Ref. No./  
Ref. nr  
11419318-8

©SLP



## Clutch end plate / Kopplingplatta

### Engine Type/Motortyp Vechicle Type/Modell

A20, 4500, 4600B, L90, L90B, L90C BM, L90C, L90D,  
L120, L120B, L120C BM, L120C, L150, L150C BM,  
L150C, L160, L180, L180C BM, L180C

**Part No./  
Best. nr  
KLP-145**

Ref. No./  
Ref. nr  
11037145-7  
(4720768-3)

©SLP



L120C, L120D, L150C, L150D, L180C, L180D

**Part No./  
Best. nr  
KLP-828**

Ref. No./  
Ref. nr  
11037828-8

©SLP



## Clutch discs / Lameller

### Engine Type/Motortyp Vechicle Type/Modell

EC130, EC130C, EC150, EC150C, EC200, EC230,  
EC230B, EC300, EC420, EC620, EC650, EW130,  
EW130C, EW150, EW150C, EW200, EW230, EW230B,  
H10B, H14B

**Part No./  
Best. nr  
CDC-880**

Ref. No./  
Ref. nr  
14012880-2

©SLP



4600B, L120C, L120D, L150/L150C, L150D, L160,  
L180/L180C, L180D, L180DHL

**Part No./  
Best. nr  
CDC-857**

Ref. No./  
Ref. nr  
4720857-4

©SLP





## Clutch discs / Lameller

### Engine Type/Motortyp Vechicle Type/Modell

<p>4600B, L120C, L120D, L150/L150C, L150D, L160, L180/L180C, L180, L180DHL</p>	<p><b>Part No./ Best. nr CDC-856</b></p> <p>Ref. No./ Ref. nr 4720856-6</p>	<p>©SLP</p> 
<p>4500, L90, L90B, L120, 120B</p>	<p><b>Part No./ Best. nr CDC-763</b></p> <p>Ref. No./ Ref. nr 4720763-4</p>	<p>©SLP</p> 
<p>4500, L90, L90B, L120, L120B,</p>	<p><b>Part No./ Best. nr CDC-762</b></p> <p>Ref. No./ Ref. nr 4720762-6</p>	<p>©SLP</p> 
<p>861, 4300, 4400, 4500, 6300, 4200B, 4300B, 4600B, 616B/646, 622/642, 860S, A20, DR860, DR860T, DR860TL, GM616, L50, L70, L90, L120, L160, LM620/640, LM621/641, LM840, LM841 D60, LM845/846, LM846 D60, TC860TL</p>	<p><b>Part No./ Best. nr CDC-322</b></p> <p>Ref. No./ Ref. nr 795322-7</p>	<p>©SLP</p> 
<p>4500, 4600B, A20, L90, L90B, L90C, L90D, L120, L120B, L120C, L120D, L150/L150C, L150D, L160, L180/L180C, L180D, L180DHL</p>	<p><b>Part No./ Best. nr CDC-196</b></p> <p>Ref. No./ Ref. nr 11037196-0 (4873015-4)</p>	<p>©SLP</p> 

## Clutch discs / Lameller

### Engine Type/Motortyp Vechicle Type/Modell

<p>861, 4300, 4400, 4500, 6300, 4200B, 4300B, 4600B, 616B/646, 622/642, 860S, A20, DR860, DR860T, DR860TL, EL70, EL70C, GM616, L50, L70, L70B/L70C, L70D, L90, L90B, L90C, L90D, L120, L120B, L120C, L150/L150C, L160, L180/L180C, LM620/640, LM621/641, LM840, LM841 D60, LM845/846, LM846 D60, TC860TL</p>	<p><b>Part No./ Best. nr CDC-156</b></p> <p>Ref. No./ Ref. nr 11037156-4 (4871325-0) (4871657-5) (11992435-5) (11992425-6) (11992426-4) (11992441-3)</p>	<p>©SLP</p> 
<p>EC130, EC130C, EC150, EC150C, EC200, EC230, EC230B, EC300, EC420, EC620, EC650, EW130, EW130C, EW150, EW150C, EW200, EW230, EW230B, H9, H10B, H11B, H14B, H16, H21</p>	<p><b>Part No./ Best. nr CDC-070</b></p> <p>Ref. No./ Ref. nr 14043070-3</p>	<p>©SLP</p> 
<p>861, 4300, 4400, 4500, 6300, 4200B, 4300B, 4600B, 616B/646, 622/642, 860S, A20, L50, L70, L70B/L70C, L70D, L90, L90B, L90C, L90D, L120, L120B, L160, EL70, EL70C, LM846 D60</p>	<p><b>Part No./ Best. nr CDC-042</b></p> <p>Ref. No./ Ref. nr 4873042-8 (4786525-8)</p>	<p>©SLP</p> 
<p>L150/L150C, L160, L180/L180C, L120C, L120D, L150D, L180D, L180DHL, L90E, L110E, L120E, L150E, L180E, L180EHL Friction disc handbrake Friktionslamell handbroms</p>	<p><b>Part No./ Best. nr CDC-030</b></p> <p>Ref. No./ Ref. nr 11037030-1</p>	<p>©SLP</p> 
<p>L120C, L150, L150C, L160, L180, L180C</p> <p>Steel disc handbrake Stållamell handbroms</p>	<p><b>Part No./ Best. nr CDC-031</b></p> <p>Ref. No./ Ref. nr 11037031-9</p>	<p>©SLP</p> 

## Clutch discs / Lameller

### Engine Type/Motortyp Vechicle Type/Modell

4300, 4400, 4500, 4300B, L120C, L120D, L150, L150C, L150D, L160, L180, L180C, L180D, L180DHL

Friction disc  
Friktionslamell

**Part No./  
Best. nr  
CDC-796**

Ref. No./  
Ref. nr  
4871796-1  
(4786524-1)

©SLP



## Gear box bushings / Bussning växellåda

### Engine Type/Motortyp Vechicle Type/Modell

A28, A35, A40, A30C, A35C, A25D, A30D, A35D, A40D, A30 Volvo, A40 Volvo, A30C Volvo, A35C Volvo

PT 1661, 1662, 1663, 1760, 1761, 1560, 1860, 1862

**Part No./  
Best. nr  
BU-311**

Ref. No./  
Ref. nr  
11145311-4

©SLP



A35, A40, A30C, A35C, A25D, A30D, A35D, A40D, A30 Volvo, A40D Volvo, A30C Volvo, A35C Volvo,

PT 1661, 1662, 1663, 1760, 1761, 1560, 1860, 1862

**Part No./  
Best. nr  
BU-374**

Ref. No./  
Ref. nr  
1650374-0

©SLP



A28, A35, A40, A30C, A35C, A25D, A30D, A35D, A40D, A30 Volvo, A40D Volvo, A30C Volvo, A35C Volvo

PT 1661, 1662, 1663, 1760, 1761, 1660, 1560, 1860, 1862

**Part No./  
Best. nr  
BU-378**

Ref. No./  
Ref. nr  
1650378-1

©SLP



A28, A35, A40, A30C, A35C, A25D, A30D, A35D, A40D, A30 Volvo, A40D Volvo, A30C Volvo, A35C Volvo

PT 1661, 1662, 1663, 1760, 1761, 1560, 1860, 1862

**Part No./  
Best. nr  
BU-379**

Ref. No./  
Ref. nr  
1650379-9

©SLP



## Gear box bushings / Bussning växellåda

### Engine Type/Motortyp Vechicle Type/Modell

A35, A40, A30C, A35C, A25D, A30D, A35D, A40D,  
A30 Volvo, A40D Volvo, A30C Volvo, A35C Volvo

PT 1661, 1662, 1663, 1760, 1761, 1560, 1860, 1862

**Part No./**  
**Best. nr**  
**BU-613**

Ref. No./  
Ref. nr  
11036613-5

©SLP



## Gear box thrust washers / Tryckbrickor växellådor

### Engine Type/Motortyp Vechicle Type/Modell

4300, 4400, 4500, 6300, 4200B, 4300B, 4600B, A20, EL70,  
L50, L70, L90, L120, L120B, L150, L160, L180

HT90, HT100-132

**Part No./**  
**Best. nr**  
**TW-008**

Ref. No./  
Ref. nr  
4718008-8

©SLP



BMB 51-52, DR860/861, 620, 621, 640, 641, 840, 841, 845,  
846

**Part No./**  
**Best. nr**  
**TW-319**

Ref. No./  
Ref. nr  
795319-3

©SLP



4500, 6300, 4200B, 4600B, A20, EL70, L50, L70, L90, L120,  
L120B, L150, L160, L180

**Part No./**  
**Best. nr**  
**TW-338**

Ref. No./  
Ref. nr  
4871338-2

©SLP



4300, 4400, 4500, 6300, 4200B, 4300B, 616B/646, A20,  
EL70, L50, L70, L90, L120, L120B

HT90 HT100-131

**Part No./**  
**Best. nr**  
**TW-341**

Ref. No./  
Ref. nr  
4871341-6

©SLP








## Gear box thrust washers / Tryckbrickor växellådor

### Engine Type/Motortyp Vechicle Type/Modell

<p>A25D, A25E, A30, A30 Volvo, A30C, A30C Volvo, A30D, A30E, A35, A35C, A35C Volvo, A35D, A40, A40 Volvo, A40D, A40E, T450D PT1661, 1662, 1663, 1760, 1761, 1560, 1860, 1862</p>	<p><b>Part No./ Best. nr TW-561</b></p> <p>Ref. No./ Ref. nr 11036561-6</p>	<p>©SLP</p> 
<p>4300, 4300B, 4400, 4500</p>	<p><b>Part No./ Best. nr TW-781</b></p> <p>Ref. No./ Ref. nr 4785781-8</p>	<p>©SLP</p> 
<p>4300, 4400, 4500, 6300, 4200B, 4300B, 4600B, A20, EL70, L50, L70, L90, L120, L120B, L150, L160, L180</p>	<p><b>Part No./ Best. nr TW-930</b></p> <p>Ref. No./ Ref. nr 4718930-3</p>	<p>©SLP</p> 
<p>4500, 4600B, 6300, A20, EL70, L50, L70, L90, L120, L120B, L150, L160, L180</p>	<p><b>Part No./ Best. nr TW-972</b></p> <p>Ref. No./ Ref. nr 4880972-7</p>	<p>©SLP</p> 
<p>A25D, A30D, T450D, A25E, A30E, A35E, A40E, A35, A30 Volvo, A40 Volvo, A30C Volvo, A35C Volvo, A30C, A35C, A40, A35D, A40D, A25D, A30D PT1661, 1662, 1663, 1760, 1761, 1560, 1860, 1862</p>	<p><b>Part No./ Best. nr TW-563</b></p> <p>Ref. No./ Ref. nr 11036563-2 (1650391-4)</p>	<p>©SLP</p> 
<p>A30, A30C, A35, A35C, A40 PT1661, 1662, 1663, 1760, 1761, 1560, 1860, 1862</p>	<p><b>Part No./ Best. nr TW-394</b></p> <p>Ref. No./ Ref. nr 1650394-8</p>	<p>©SLP</p> 









## Gear box thrust washers / Tryckbrickor växellådor


Engine Type/Motortyp Vechicle Type/Modell		
<p>A30, A30C, A35, A35C, A40</p> <p>PT1661, 1662, 1663, 1760, 1761, 1560, 1860, 1862</p>	<p><b>Part No./ Best. nr TW-557</b></p> <p>Ref. No./ Ref. nr 11036557-4</p>	<p>©SLP</p> 
<p>A30, A30C, A35, A35C, A40</p> <p>PT1661, 1662, 1663, 1760, 1761, 1560, 1860, 1862</p>	<p><b>Part No./ Best. nr TW-558</b></p> <p>Ref. No./ Ref. nr 11036558-2</p>	<p>©SLP</p> 
<p>A30, A30C, A35, A35C, A40</p> <p>PT1661, 1662, 1663, 1760, 1761, 1560, 1860, 1862</p>	<p><b>Part No./ Best. nr TW-562</b></p> <p>Ref. No./ Ref. nr 11036562-4</p>	<p>©SLP</p> 
<p>A30, A30C, A35, A35C, A40</p> <p>PT1661, 1662, 1663, 1760, 1761, 1560, 1860, 1862</p>	<p><b>Part No./ Best. nr TW-559</b></p> <p>Ref. No./ Ref. nr 11036559-0</p>	<p>©SLP</p> 
<p>A30, A30C, A35, A35C, A40</p> <p>PT1661, 1662, 1663, 1760, 1761, 1560, 1860, 1862</p>	<p><b>Part No./ Best. nr TW-560</b></p> <p>Ref. No./ Ref. nr 11036560-8</p>	<p>©SLP</p> 

## Gear box needle bearings / Nållager växellåda


### Engine Type/Motortyp Vechicle Type/Modell

<p>4300, 4400, 4500, 4300B, 4600B, A20, L90, L90B, L90C, L90D, L90E, L110E, L120, L120B, L120C, L120D, L120E, L150/L150C, L150D, L150E, L160, L180/L180C, L180D, L180DHL, L180E, L180EHL</p>	<p><b>Part No./ Best. nr NB-006</b></p> <p>Ref. No./ Ref. nr 11144006-1 (4785783-4)</p>	<p>©SLP</p> 
<p>861, 4300, 4400, 4500, 6300, 4200B, 4300B, 616B/646, A20, EL70, EL70C, L50, L60E, L70, L70B/L70C, L70D, L70E, L90, L90B, L90C, L90D, L120, L120B</p>	<p><b>Part No./ Best. nr NB-433</b></p> <p>Ref. No./ Ref. nr 795433-2</p>	<p>©SLP</p> 
<p>861, 616B/646, 622/642, 860S, DR860, DR860T, DR860TL, GM616, LM620/640, LM621/641, LM840, TC860TL</p>	<p><b>Part No./ Best. nr NB-466</b></p> <p>Ref. No./ Ref. nr 784466-5</p>	<p>©SLP</p> 
<p>861, 4300, 4400, 4500, 6300, 4200B, 4300B, 616B/646, A20, EL70, EL70C, L50, L60E, L70, L70B/L70C, L70D, L70E, L90, L90B, L90C, L90D, L120, L120B</p>	<p><b>Part No./ Best. nr NB-467</b></p> <p>Ref. No./ Ref. nr 784467-3</p>	<p>©SLP</p> 
<p>4300, 4400, 4500, 6300, 4200B, 4300B, 4600B, A20, EL70, EL70C, L50, L70, L70C, L70D, L90, L90B, L90C, L90D, L90E, L110E, L120, L120B, L120C, L120D, L120E, L150/L150C, L150D, L150E, L160, L180/L180C, L180D, L180DHL, L180E, L180EHL</p>	<p><b>Part No./ Best. nr NB-772</b></p> <p>Ref. No./ Ref. nr 4785772-7</p>	<p>©SLP</p> 
<p>4300, 4400, 4500, 6300, 4200B, 4300B, 4600B, A20, EL70, EL70C, L50, L70, L70B/L70C, L70D, L90B, L90C, L90D, L90E, L110E, L120E, L150/L150C, L150D, L150E, L160, L180/L180C, L180D, L180DHL, L180E, L180EHL</p>	<p><b>Part No./ Best. nr NB-380</b></p> <p>Ref. No./ Ref. nr 11145380-1</p>	<p>©SLP</p> 




## Gear box needle bearings / Nållager växellåda

Engine Type/Motortyp Vechicle Type/Modell		
4300, 4400, 4500, 6300, 4200B, 4300B, 4600B, A20, EL70, EL70C, L50, L70, L70B/L70C, L70D, L90B, L90C, L90D, L90E, L110E, L120E, L150/L150C, L150D, L150E, L160, L180/L180C, L180D, L180DHL, L180E, L180EHL	<b>Part No./</b> <b>Best. nr</b> <b>NB-782</b>  Ref. No./ Ref. nr 4785782-6 (4785782-6)	©SLP 

## Bushing converter / Bussning momentomvandlare

Engine Type/Motortyp Vechicle Type/Modell		
SM668, SM868, LM620/640, LM621/641, LM622/642, LM840/841, LM845/846, GM616B, GM646, DR860T, DR861	<b>Part No./</b> <b>Best. nr</b> <b>BU-7747</b>  Ref. No./ Ref. nr 6617747-8	©SLP 

## Shaft with gear / Axel med drev

Engine Type/Motortyp Vechicle Type/Modell		
845, 846	<b>Part No./</b> <b>Best. nr</b> <b>AMD-697</b>  Ref. No./ Ref. nr 4719697-7	©SLP 
A35  PT 1662	<b>Part No./</b> <b>Best. nr</b> <b>MSH-063</b>  Ref. No./ Ref. nr 1650063-9	©SLP 
A40 Volvo, A30C Volvo, A35C Volvo, A30C, A35C, A40, A35D, A40D PT 1663, 1761, 1760, 1560, 1860, 1862	<b>Part No./</b> <b>Best. nr</b> <b>MSH-846</b>  Ref. No./ Ref. nr 11036846-1	©SLP 

**Propeller shafts /  
Kardanaxlar**



<b>Engine Type/Motortyp Vechicle Type/Modell</b>		
861, 5350B, A20 -1773, A25, A25B, A25C	<b>Part No./ Best. nr PSH-234</b>	Ref. No./ Ref. nr 4941234-9
EW130, EW150, EW130C, EW150C	<b>Part No./ Best. nr PSH-457</b>	Ref. No./ Ref. nr 14255457-5
EW130, EW150, EW130C, EW150C	<b>Part No./ Best. nr PSH-458</b>	Ref. No./ Ref. nr 14255458-3
EW200	<b>Part No./ Best. nr PSH-459</b>	Ref. No./ Ref. nr 14255459-1
EW200	<b>Part No./ Best. nr PSH-460</b>	Ref. No./ Ref. nr 14255460-9
EW230, EW230B	<b>Part No./ Best. nr PSH-461</b>	Ref. No./ Ref. nr 14255461-7
EW230, EW230B	<b>Part No./ Best. nr PSH-462</b>	Ref. No./ Ref. nr 14255462-5
4200	<b>Part No./ Best. nr PSH-557</b>	Ref. No./ Ref. nr 4880557-6
5350B, A20, A25, A25B, A25C, A28, A30, A30C	<b>Part No./ Best. nr PSH-619</b>	Ref. No./ Ref. nr 4881619-3
4400, 845, 846	<b>Part No./ Best. nr PSH-829</b>	Ref. No./ Ref. nr 11706829-6 (4854541-2) (784548-0)
A20C, A25C, A30, A35D, A40, A40D	<b>Part No./ Best. nr PSH-164</b>	Ref. No./ Ref. nr 11116164-2 (11056352-5)
A35	<b>Part No./ Best. nr PSH-825</b>	Ref. No./ Ref. nr 11049825-0

**Propeller shafts /  
Kardanaxlar**

©SLP






**Engine Type/Motortyp Vechicle Type/Modell**

A35C BM, A35C	<b>Part No./ Best. nr PSH-161</b>	Ref. No./ Ref. nr 11116161-8
4600B, L150, L150C BM, L150C, L150D, L160, L180, L180C BM, L180C, L180D	<b>Part No./ Best. nr PSH-393</b>	Ref. No./ Ref. nr 11027393-5
A35C BM, A35C, A35D, A40 BM, A40, A40D	<b>Part No./ Best. nr PSH-162</b>	Ref. No./ Ref. nr 11116162-6

**U-joint kits / Axelkorssatser**

**Engine Type/Motortyp Vechicle Type/Modell**

861, 4600B, 5350B, L160, A20, A35, A28, A25 VOLVO, A30 VOLVO, L150/L150C, A25B, L180/L180C, A25C VOLVO, L120C VOLVO, A30C VOLVO, A20C VOLVO, A35C VOLVO, L120C, L150C, L180C, A20C, A25C, A30C, A35C, L120D, L150D, L180D, L180D	<b>Part No./ Best. nr UJ-032</b>  Ref. No./ Ref. nr 1651032-3	©SLP 
A20C, A25C, A30, A30C, A35, A35C, 425C, R32	<b>Part No./ Best. nr UJ-229</b>  Ref. No./ Ref. nr 1651229-5	©SLP 
EW160, EW200, EW230B	<b>Part No./ Best. nr UJ-363</b>  Ref. No./ Ref. nr 11705363-7	©SLP 



## U-joint kits / Axelkorssatser

### Engine Type/Motortyp Vechicle Type/Modell

<p>620, 640, 641, 642, 646, 840, 841, 845, 846, 4300, 4400, 4500, L70, L90, L120</p>	<p><b>Part No./ Best. nr UJ-458</b></p> <p>Ref. No./ Ref. nr 232458-0 (231265-0) (7231265-5)</p>	<p>©SLP</p> 
<p>L50, L50B, L50C, L50D, EW130, EW130C, EW150, EW150C</p>	<p><b>Part No./ Best. nr UJ-487</b></p> <p>Ref. No./ Ref. nr 11992487-6 (11991888-6) (215388) (14215388-1)</p>	<p>©SLP</p> 
<p>5350B, A25, A25B, A25C, A28, A30</p>	<p><b>Part No./ Best. nr UJ-643</b></p> <p>Ref. No./ Ref. nr 6213643-7 (6648566-5)</p>	<p>©SLP</p> 
<p>EW230, EW230B, H7MB</p>	<p><b>Part No./ Best. nr UJ-774</b></p> <p>Ref. No./ Ref. nr 14211774-6</p>	<p>©SLP</p> 
<p>5350B, A20C, A25, A25B, A25C, A28</p>	<p><b>Part No./ Best. nr UJ-815</b></p> <p>Ref. No./ Ref. nr 11998815-2 (6213646-0)</p>	<p>©SLP</p> 
<p>L150E, L180E, L220E, L150F, L180F, L220F, L220D, A25D, A30D, A35D, A40D</p>	<p><b>Part No./ Best. nr UJ-247</b></p> <p>Ref. No./ Ref. nr 1068247-4 (1651164-4) (11714326-3)</p>	<p>©SLP</p> 



## U-joint kits / Axelkorssatser

### Engine Type/Motortyp Vechicle Type/Modell

<p>A25D, A30D, A35D, A40D</p>	<p><b>Part No./ Best. nr UJ-250</b></p> <p>Ref. No./ Ref. nr 1068250-8</p>	<p>©SLP</p> 
<p>A35D, A40D</p>	<p><b>Part No./ Best. nr UJ-253</b></p> <p>Ref. No./ Ref. nr 1068253-4</p>	<p>©SLP</p> 
<p>1241</p>	<p><b>Part No./ Best. nr UJ-559</b></p> <p>Ref. No./ Ref. nr 6213559-5</p>	<p>©SLP</p> 
<p>A25D, A30D, A35C BM, A35C, A35D, A40 BM, A40, A40D</p>	<p><b>Part No./ Best. nr UJ-338</b></p> <p>Ref. No./ Ref. nr 11701338-3</p>	<p>©SLP</p> 
<p>T450D, A20C BM, A20C, A25C BM, A25C, A25D, A30, A30C BM, A30C, A30D, A35C BM, A35C, A35D, A40, A40D</p>	<p><b>Part No./ Best. nr UJ-312</b></p> <p>Ref. No./ Ref. nr 11994312-4</p>	<p>©SLP</p> 

## Support bearings / Stödlager

### Engine Type/Motortyp Vechicle Type/Modell

L50, L50B, L50C, L50D

**Part No./  
Best. nr  
SB-334**

Ref. No./  
Ref. nr  
11996334-6

©SLP



4300, 4300B, 5350B, A20, A25, A25B,  
A25C, L70 US, L90, L90B, L90C, L90D,  
L120, L120B, L120C, L120D, L120E,  
L150/L150C, L150D, L160,  
L180/L180C, L180D, L180DHL

**Part No./  
Best. nr  
SB-888**

Ref. No./  
Ref. nr  
6212888-9

©SLP



## Clamp support bearing / Klamma för stödlager

### Engine Type/Motortyp Vechicle Type/Modell

For / Till SB-888

**Part No./  
Best. nr  
C-006**

Ref. No./  
Ref. nr  
263006-9  
(1651230-3)

©SLP



## Seal ring support bearing / Tätningsring stödlager

### Engine Type/Motortyp Vechicle Type/Modell

3200, 4300, 3500/3700, 4300B, 5350B,  
A20, A25, A25B, A25C, L70, L90, L90B,  
L90C, L120, L120B, L120C, L150, L160,  
L180/L180C, T700

**Part No./  
Best. nr  
PB-042**

Ref. No./  
Ref. nr  
959042-3

©SLP



## Deflector support bearing / Deflektor för stödlager

### Engine Type/Motortyp Vechicle Type/Modell

4300, 4400, 4500, 4300B, 4600B, 5350B,  
A20, A25, A25B, A25C, L70, L90, L90B, L90C,  
L120, L120B, L120C, L150, L160, L180/L180C

For support bearing SB-389  
För stödlager SB-389

**Part No./**  
**Best. nr**  
**DS-012**

Ref. No./  
Ref. nr  
263012-7

©SLP



## Drive line oil seals / Radialtätningar drivlina

### Engine Type/Motortyp Vechicle Type/Modell

A25D, A30D, A35D, A40D

**Part No./**  
**Best. nr**  
**PB-068**

Ref. No./  
Ref. nr  
11116068-5  
(11190762-2)

©SLP



A25D, A30D, A35D, A40D, T450D

**Part No./**  
**Best. nr**  
**PB-762**

Ref. No./  
Ref. nr  
11190762-2

©SLP



A25D, A30D

**Part No./**  
**Best. nr**  
**PB-4171**

Ref. No./  
Ref. nr  
11144171-7

©SLP



A25D, A30D

**Part No./**  
**Best. nr**  
**PB-737**

Ref. No./  
Ref. nr  
11716737-9  
(11144170-5)

©SLP



## Drive line oil seals / Radialtätningar drivlina

### Engine Type/Motortyp Vechicle Type/Modell

A35C, A35D, A40D, T450D

**Part No./  
Best. nr  
PB-338**

Ref. No./  
Ref. nr  
11038338-7

©SLP



## Input flanges / Flänsmedbringare

### Engine Type/Motortyp Vechicle Type/Modell

4300, 616B/646, LM621/641, LM622/642,  
LM840, LM841, LM841 D60, LM845/846,  
LM846 D60

**Part No./  
Best. nr  
MED-281**

Ref. No./  
Ref. nr  
4715281-4

©SLP



4300, 4300B, 4400, 4500, L70, L90,  
L90B, L120, L120B

**Part No./  
Best. nr  
MED-656**

Ref. No./  
Ref. nr  
4718656-4

©SLP



4500, L90, L90B, L90C, L90D,  
L120, L120B

**Part No./  
Best. nr  
MED-535**

Ref. No./  
Ref. nr  
4720535-6

©SLP



861, 4300, 4400, 4500, 4300B, 616B/646,  
622/642, A20, K412, K414, K414B, L70,  
L90, L90B, L90C, L90D, L120, L120B,  
L120C, L120D

**Part No./  
Best. nr  
MED-407**

Ref. No./  
Ref. nr  
6212407-8

©SLP



## Input flanges / Flänsmedbringare

### Engine Type/Motortyp Vechicle Type/Modell

<p>4300, 4300B, 4400</p>	<p><b>Part No./ Best. nr MED-305</b></p> <p>Ref. No./ Ref. nr 4719305-7</p>	<p>©SLP</p> 
<p>4400, 845, 846</p>	<p><b>Part No./ Best. nr MED-830</b></p> <p>Ref. No./ Ref. nr 11706830-4</p>	<p>©SLP</p> 
<p>A35, A20C, A25C, A30C</p>	<p><b>Part No./ Best. nr FYE-172</b></p> <p>Ref. No./ Ref. nr 1651172-7</p>	<p>©SLP</p> 
<p>A20</p>	<p><b>Part No./ Best. nr MED-282</b></p> <p>Ref. No./ Ref. nr 1523282-0</p>	<p>©SLP</p> 
<p>4300, 4400, 4500, 861, 4300B, 5350B, L70, L90, L90B, L90C, L90D, L120, L120B, A20, A25,</p>	<p><b>Part No./ Best. nr MED-992</b></p> <p>Ref. No./ Ref. nr 382992-6</p>	<p>©SLP</p> 

## Shaft nut / Axelmutter

### Engine Type/Motortyp Vechicle Type/Modell

L50C, L70C, L90C, L120C, L50D, L70D, L90D, L120D, L220D, L50E, L60E, L70E, L90E, L110E, L120E, L150E, L180E, L220E, A20, A28, A35, A40, A20C, A30C, A35C, A25D, A30D, A35D, A40D, L50B/L50C BM, L90C BM, A30C BM, A35C BM, A40 BM

**Part No./  
Best. nr  
N-293**

Ref. No./  
Ref. nr  
1522293-8

©SLP



## Locking washers / Låsbrickor

### Engine Type/Motortyp Vechicle Type/Modell

L50C, L70C, L90C, L120C, L50D, L70D, L90D, L120D, L220D, L50E, L60E, L70E, L90E, L110E, L150E, L180E, L220E, A25, A28, A40, A20C, A30C, A35C, A25D, A30D, A35D, A40D, A30 BM, A40 BM, A20C BM, A30C BM, A35C BM, L50/L50C BM, L150/L150C BM, L180/L180C BM

**Part No./  
Best. nr  
LW-318**

Ref. No./  
Ref. nr  
1523318-2

©SLP



861, 4300, 4400, 4500, 4600, 5350, 4300B, 4600B, 5350B, L70, L90, L120, L160, L90C, L120C, L150C, L180C, L90D, L120D, L150D, L180D, L70E, L90E, L110E, L120E, L150E, L180E, A20, A28, A35, A25B, A20C, L90C BM, L120B BM, L120C BM, L150/L150C BM, L180/L180C BM, A20C BM, A25 BM, A25C BM, A30BM, A30C BM, A35C BM

**Part No./  
Best. nr  
LW-992**

Ref. No./  
Ref. nr  
383992-5

©SLP



## Flange seal ring / Tätningsring medbringare

### Engine Type/Motortyp Vechicle Type/Modell

2600-2654, 4300, 616B/646, 622/642, LM620/640, LM621/641, LM840, LM841 D60, LM845/846, T800, T800 D60, T810/814

For/för MED-281

**Part No./  
Best. nr  
PB-927**

Ref. No./  
Ref. nr  
6612927-1

©SLP





## Sun gears / Solhjul

Engine Type/Motortyp Vehicle Type/Modell		
845/846, 861, 1240, 5350, 5350B, 4300, 4400, 4500, L90, L90B, L120, L120B, A20, A20C, A25, A25B, A25C, A25D, A28	<b>Part No./ Best. nr SG-090</b>  Ref. No./ Ref. nr 11103090-4 (11102296-8) (4717028-7)	©SLP 
4500, 4600, A25D, A30, A30C, A30D, L120, L120B	<b>Part No./ Best. nr SG-298</b>  Ref. No./ Ref. nr 11102298-4 (4717730-8)	©SLP 
4600, 4600B, 5350B, A25, A25B, A25C, A25D, A40, A40D, L150/L150C, L160	<b>Part No./ Best. nr SG-300</b>  Ref. No./ Ref. nr 11102300-8	©SLP 
A35, A35C, A35D, L150/L150C	<b>Part No./ Best. nr SG-302</b>  Ref. No./ Ref. nr 11102302-4 (11034126-0) (11034084-1)	©SLP 
4300, 4400, 6300, 4200B, 4300B, EL70, EL70C, L50, L50 US, L70 US, L90, L90B	<b>Part No./ Best. nr SG-304</b>  Ref. No./ Ref. nr 11102304-0 (4717038-6) (11034212-8)	©SLP 
L50, L50 US	<b>Part No./ Best. nr SG-305</b>  Ref. No./ Ref. nr 11102305-7	©SLP 



## Sun gears / Solhjul

### Engine Type/Motortyp Vechicle Type/Modell

L50B, L50C BM, L50C, L50D, L50E	<b>Part No./ Best. nr SG-814</b>  Ref. No./ Ref. nr 11035814-0	©SLP 
L90C BM, L90C, L120C BM, L120C	<b>Part No./ Best. nr SG-251</b>  Ref. No./ Ref. nr 11102251-3	©SLP 
L150, L150C BM, L150C, L150D, L180, L180C BM, L180C, L180D, L180D HL	<b>Part No./ Best. nr SG-820</b>  Ref. No./ Ref. nr 11035820-7	©SLP 

## Planetary gears / Planetdrev

### Engine Type/Motortyp Vechicle Type/Modell

4300, 4400, 6300, 4200B, 4300B, L50, LM845/846, LM846 D60	<b>Part No./ Best. nr PG-039</b>  Ref. No./ Ref. nr 4717039-4	©SLP 
5350B, L90, L90B, L120, L120B, A20, A20C, A25, A25B, A25C, A25D	<b>Part No./ Best. nr PG-089</b>  Ref. No./ Ref. nr 11103089-6 (11102295-0) (4870234-4)	©SLP 

## Planetary gears / Planetdrev

### Engine Type/Motortyp Vechicle Type/Modell

<p>A25D, A30C, A30D, L120B</p>	<p><b>Part No./ Best. nr PG-297</b></p> <p>Ref. No./ Ref. nr 11102297-6 (4717812-4)</p>	<p>©SLP</p> 
<p>4600, 4600B, 5350B, A25, A25B, A25C, A25D, A40, A40D, L150/L150C, L160</p>	<p><b>Part No./ Best. nr PG-299</b></p> <p>Ref. No./ Ref. nr 11102299-2</p>	<p>©SLP</p> 
<p>L120, L120B, L150, L150C, A30, A30C, A35, A35C, A35D</p>	<p><b>Part No./ Best. nr PG-301</b></p> <p>Ref. No./ Ref. nr 11102301-6 (11034125-2)</p>	<p>©SLP</p> 
<p>6300, EL70, EL70C, L50, L50 US, L70 US, L90, L90B</p>	<p><b>Part No./ Best. nr PG-303</b></p> <p>Ref. No./ Ref. nr 11102303-2 (4870235-1)</p>	<p>©SLP</p> 
<p>LM1240, 4500, 4600</p>	<p><b>Part No./ Best. nr PG-726</b></p> <p>Ref. No./ Ref. nr 4717726-6</p>	<p>©SLP</p> 
<p>861, 5350, 5350B, 4300, 4400, 4500</p>	<p><b>Part No./ Best. nr PG-988</b></p> <p>Ref. No./ Ref. nr 4717988-2</p>	<p>©SLP</p> 



## Planetary gears / Planetdrev

### Engine Type/Motortyp Vechicle Type/Modell

L50B, L50C BM, L50C, L50D, L50E	<b>Part No./ Best. nr PG-815</b>  Ref. No./ Ref. nr 11035815-7	©SLP 
L110E, L120E	<b>Part No./ Best. nr PG-819</b>  Ref. No./ Ref. nr 11035819-9	©SLP 
L150, L150C, L150C, L150D, L150E, L180, L180C, L180C, L180D, L180D HL, L180E, L180E HL	<b>Part No./ Best. nr PG-821</b>  Ref. No./ Ref. nr 11035821-5 (11034826-5)	©SLP 

## Planetary gear shafts / Planethjulsaxlar

### Engine Type/Motortyp Vechicle Type/Modell

845, 846, 861, 1240, 4300, 4400, 4500, 5350, 5350B	<b>Part No./ Best. nr PGS-024</b>  Ref. No./ Ref. nr 4717024-6	©SLP 
1240, 4500, 4600	<b>Part No./ Best. nr PGS-071</b>  Ref. No./ Ref. nr 4717071-7	©SLP 

## Planetary gear shafts / Planethjulsaxlar

### Engine Type/Motortyp Vechicle Type/Modell

<p>4300, 4400, 6300, 4200B, 4300B, L50, LM845/846, LM846 D60</p>	<p><b>Part No./ Best. nr PGS-041</b></p> <p>Ref. No./ Ref. nr 4717041-0</p>	<p>©SLP</p> 
<p>4600, 4600B, 5350B, A25, A25B, A25C, A25D, A40, A40D, L150/L150C, L160</p>	<p><b>Part No./ Best. nr PGS-385</b></p> <p>Ref. No./ Ref. nr 4717385-1</p>	<p>©SLP</p> 
<p>4300, 4400, 6300, 4200B, 4300B, EL70, EL70C, L50, L70, L90, L90B, LM845/846, LM846 D60</p>	<p><b>Part No./ Best. nr PGS-736</b></p> <p>Ref. No./ Ref. nr 11034736-6</p>	<p>©SLP</p> 
<p>A25D, A30C, A30D, A35C, A35D, A40, A40D, L220D, L220E</p>	<p><b>Part No./ Best. nr PGS-888</b></p> <p>Ref. No./ Ref. nr 11034888-5 (4870216-1)</p>	<p>©SLP</p> 
<p>A25D, A30, A30C, A30D, A35, A35C, A35D, L120, L120B, L150/L150C</p>	<p><b>Part No./ Best. nr PGS-889</b></p> <p>Ref. No./ Ref. nr 11034889-3</p>	<p>©SLP</p> 



## Ring gears / Ringdrev

### Engine Type/Motortyp Vechicle Type/Modell

861, 4300, 4400, 4500, 5350, 5350B, L90, L90B, L120, L120B, A20, A28, A20C, A25, A25B, A25C, A25D, A25E	<b>Part No./ Best. nr GR-906</b>  Ref. No./ Ref. nr 4717906-4 (4717021-2)	©SLP 
1240, 4500, 4600, L120, L120B, A30, A30C, A35 AX -4956	<b>Part No./ Best. nr GR-070</b>  Ref. No./ Ref. nr 4717070-9	©SLP 
4600, 4600B, 5350B, A25, A25B, A25C, A40, A40D, L150/L150C, L160	<b>Part No./ Best. nr GR-261</b>  Ref. No./ Ref. nr 4717261-4	©SLP 
4300, 4400, 6300, 4200B, 4300B, EL70, EL70C, L50, L50 US, L70 US, L90, L90B, LM845/846, LM846 D60	<b>Part No./ Best. nr GR-040</b>  Ref. No./ Ref. nr 4717040-2	©SLP 
L120B, L150, L150C BM, A35 AX 4957-, A35C BM, A35C, A35D	<b>Part No./ Best. nr GR-551</b>  Ref. No./ Ref. nr 11035551-8 (11034079-1)	©SLP 
A30, A30C, A35, A35C, A40  PT 1661, 1663, 1760, 1761, 1560, 1860, 1862	<b>Part No./ Best. nr GR-387</b>  Ref. No./ Ref. nr 11037387-5 (1650304-7)	©SLP 



## Thrust washers / Tryckbrickor

### Engine Type/Motortyp Vechicle Type/Modell

<p>6300, 5350, 5350B, LM845/846, LM846 D 50, LM1240, 4200B, 4300, 4300B, 4400, 4500, L50</p>	<p><b>Part No./ Best. nr TW-027</b></p> <p>Ref. No./ Ref. nr 4717027-9</p>	<p>©SLP</p> 
<p>6300, 5350B, A20, A25, A25B, A28, A30, A35, EL70, L50, L70, L90, L90B, L120, L120B, L150</p>	<p><b>Part No./ Best. nr TW-147</b></p> <p>Ref. No./ Ref. nr 11034147-6</p>	<p>©SLP</p> 
<p>4600, 4600B, 5350B, A25, A25B, L150, L160</p>	<p><b>Part No./ Best. nr TW-205</b></p> <p>Ref. No./ Ref. nr 4870205-4</p>	<p>©SLP</p> 
<p>5350B, A25, A25B, 4600, 4600B, L150, L160</p>	<p><b>Part No./ Best. nr TW-207</b></p> <p>Ref. No./ Ref. nr 4870207-0</p>	<p>©SLP</p> 
<p>4600</p>	<p><b>Part No./ Best. nr TW-274</b></p> <p>Ref. No./ Ref. nr 4870274-0</p>	<p>©SLP</p> 
<p>4600</p>	<p><b>Part No./ Best. nr TW-275</b></p> <p>Ref. No./ Ref. nr 4870275-7</p>	<p>©SLP</p> 


## Thrust washers / Tryckbrickor

### Engine Type/Motortyp Vechicle Type/Modell

GM616B/646, 4600	<b>Part No./ Best. nr TW-387</b>  Ref. No./ Ref. nr 4717387-7	©SLP 
6300, 5350B, A20, A25, A25B, A28, A30, A35, EL70, L50, L70, L90, L90B, L120, L120B, L150	<b>Part No./ Best. nr TW-486</b>  Ref. No./ Ref. nr 4870486-0	©SLP 
6300, 4200B, EL70, L50, L70	<b>Part No./ Best. nr TW-592</b>  Ref. No./ Ref. nr 4871592-4	©SLP 
GM616B/646, DR861, 5350, 5350B, 4500, 4600	<b>Part No./ Best. nr TW-727</b>  Ref. No./ Ref. nr 4717727-4	©SLP 

## Hub reduction needle bearings / Nållager navreduktion

### Engine Type/Motortyp Vechicle Type/Modell

4300, 4400, 6300, 4200B, 4300B, L50, LM845/846, LM846 D60	<b>Part No./ Best. nr NB-063</b>  Ref. No./ Ref. nr 4717063-4	©SLP 
-----------------------------------------------------------	-----------------------------------------------------------------------------------	-----------------------------------------------------------------------------------------------

## Hub reduction needle bearings / Nållager navreduktion

Engine Type/Motortyp Vechicle Type/Modell		
LM845/846, LM846 D60, 4300, 4400, 6300, 4200B, 4300B, EL70, EL70C, L50, L70, L90, L90B	<b>Part No./ Best. nr NB-318</b>  Ref. No./ Ref. nr 4881318-2	©SLP 
5350B, A20, A20C, A25, A25B, A25C, A25D, L90, L90B, L120, L120B	<b>Part No./ Best. nr NB-319</b>  Ref. No./ Ref. nr 4881319-0	©SLP 
LM1240, 4500, 4600	<b>Part No./ Best. nr NB-722</b>  Ref. No./ Ref. nr 4786722-1	©SLP 
4600, 4600B, 5350B, A25, A25B, A25C, A25D, A40, A40D, L150/L150C, L160	<b>Part No./ Best. nr NB-810</b>  Ref. No./ Ref. nr 4786810-4	©SLP 
	<b>Part No./ Best. nr NB-923</b>  Ref. No./ Ref. nr 4785923-6	©SLP 
4200B, 6300, EL70, EL70C, L50, L70, L70B/L70C, L70D	<b>Part No./ Best. nr NB-936</b>  Ref. No./ Ref. nr 4880936-2	©SLP 

## Hub reduction needle bearings / Nållager navreduktion

### Engine Type/Motortyp Vechicle Type/Modell

A25D, A30, A30C, A30D, A35, A35C,  
A35D, L120, L120B, L150/L150C

**Part No./  
Best. nr  
NB-969**

Ref. No./  
Ref. nr  
4880969-3

©SLP



## Bearing rings / Lagerringar

### Engine Type/Motortyp Vechicle Type/Modell

4300, 4400, 6300, 2600-2654, 4200B, 4300B, 616B/646,  
L50, L70, LM620/640, LM621/641, LM622/642, LM840,  
LM841, LM845/846, LM846 D60, T800, T810/814

**Part No./  
Best. nr  
TW-003**

Ref. No./  
Ref. nr  
738003-3

©SLP



2600-2654, 4300, 616B/646, LM620/640,  
LM621/641, LM622/642, LM840, LM841,  
LM845/846, LM846 D60, T814, T2654

**Part No./  
Best. nr  
LRR-002**

Ref. No./  
Ref. nr  
738002-5

©SLP



4300, 4400, 6300, 2600-2654, 4200B, 4300B, 616B/646,  
L50, L70, LM620/640, LM621/641, LM622/642,  
LM840, LM841, LM845/846, LM846 D60,  
T800, T810/814

**Part No./  
Best. nr  
LRR-004**

Ref. No./  
Ref. nr  
738004-1

©SLP



## Axle seals / Tättningsringar axelupphängning

### Engine Type/Motortyp Vechicle Type/Modell

L90, L120, L120B

**Part No./  
Best. nr  
PB-171**

Ref. No./  
Ref. nr  
11034171-6

©SLP



## Axle seals / Tättningsringar axelupphängning

### Engine Type/Motortyp Vechicle Type/Modell

4600, 4600B, L160	<b>Part No./ Best. nr PB-172</b>  Ref. No./ Ref. nr 11034172-4 (4787576-3)	©SLP 
L150, L150C, L160	<b>Part No./ Best. nr PB-173</b>  Ref. No./ Ref. nr 11034173-2	©SLP 
4500, L90, L90B, L120, L120B	<b>Part No./ Best. nr PB-388</b>  Ref. No./ Ref. nr 4880388-6	©SLP 
L90C, L90D, L120C, L120D, L120E	<b>Part No./ Best. nr PB-557</b>  Ref. No./ Ref. nr 11014557-0	©SLP 
L150/L150C, L150D, L150E, L180/L180C, L180D, L180DHL, L180E, L180EHL, L90B	<b>Part No./ Best. nr PB-558</b>  Ref. No./ Ref. nr 11014558-8	©SLP 
L150/L150C, L150D, L150E, L180/L180C, L180D, L180DHL, L180E, L180EHL	<b>Part No./ Best. nr PB-589</b>  Ref. No./ Ref. nr 11034589-9	©SLP 



## Axle seals / Tättningsringar axelupphängning

### Engine Type/Motortyp Vechicle Type/Modell

4300, 4300B, 4400

**Part No./  
Best. nr  
PB-830**

Ref. No./  
Ref. nr  
4880830-7

©SLP



## Rear axle seals / Tättningsringar bakaxelupphängning

### Engine Type/Motortyp Vechicle Type/Modell

4300, 4400, 6300, 4200B, 4300B,  
L50, L50 US, L70 US

**Part No./  
Best. nr  
PB-165**

Ref. No./  
Ref. nr  
11034165-8

©SLP



L90, L90B

**Part No./  
Best. nr  
PB-167**

Ref. No./  
Ref. nr  
11034167-4

©SLP



L90

**Part No./  
Best. nr  
PB-168**

Ref. No./  
Ref. nr  
11034168-2

©SLP



4500, L90, L90B, L120, L120B

**Part No./  
Best. nr  
PB-169**

Ref. No./  
Ref. nr  
11034169-0

©SLP





## Rear axle seals / Tättningsringar bakaxelupphängning

### Engine Type/Motortyp Vechicle Type/Modell

L90C, L90D, L120C, L120D, L120E

**Part No./  
Best. nr  
PB-376**

Ref. No./  
Ref. nr  
11019376-0

©SLP



## Oil seals differential carrier / Radialtätningar bakaxelväxel

### Engine Type/Motortyp Vechicle Type/Modell

4300, 4400, 6300, 4300B, 4600B,  
EL70, EL70C, L70 US, L90, L90B,  
L160

**Part No./  
Best. nr  
PB-030**

Ref. No./  
Ref. nr  
4787030-8

©SLP



4200B, 6300, EL70, EL70C, L50,  
L60E, L70, L70B, L70C, L70D

**Part No./  
Best. nr  
PB-186**

Ref. No./  
Ref. nr  
4870186-6

©SLP



L70B, L70C, L70D

**Part No./  
Best. nr  
PB-429**

Ref. No./  
Ref. nr  
11035429-7  
(11999882-3)

©SLP



2600-2654, 4300, 616B/646, 622/642,  
LM620/640, LM621/641, LM840, LM841 D60,  
LM845/846, LM846 D60, T800, T810/814

**Part No./  
Best. nr  
PB-927**

Ref. No./  
Ref. nr  
6612927-1

©SLP



## Oil seals rear axle hub reduction / Radialtätningar bakaxel navred.

### Engine Type/Motortyp Vechicle Type/Modell

860S, 861, DR860TL, TC860TL

**Part No./  
Best. nr  
OSK-394**

Ref. No./  
Ref. nr  
273394-7

©SLP



861

**Part No./  
Best. nr  
PB-249**

Ref. No./  
Ref. nr  
1672249-8  
(1522372-0)

©SLP



### Drive shafts / Drivaxlar

©SLP



### Engine Type/Motortyp Vechicle Type/Modell

845, 846, 4300, 4400, L90, L90B

**Part No./  
Best. nr  
DS-479**

Ref. No./  
Ref. nr  
4870479-5  
(4717015-4)

845, 846, 1240, 4300, 4400, 4500, L90, L90B, L120, L120B

**Part No./  
Best. nr  
DS-460**

Ref. No./  
Ref. nr  
4870460-5  
(4717016-2)

1240, 4500, L90, L90B, L120, L120B

**Part No./  
Best. nr  
DS-453**

Ref. No./  
Ref. nr  
4870453-0  
(4717215-0)

1240, 4500\*, L120, L120B,

**Part No./  
Best. nr  
DS-463**

Ref. No./  
Ref. nr  
4870463-9  
(4717459-4)

\*Replaces drive shaft ref. No. 4717459-4 tog. with 1 sun gear  
ref. No. 4717730-8 and 1 lock ring 945499-2

\*Ersätter drivaxel ref.nr.4717459-4

tillsammans med 1 solhjul ref.nr 4717730-8 samt 1 låsring 945499-2.

1240, 4500\*, L120, L120B,



**Part No./  
Best. nr  
DS-462**

Ref. No./  
Ref. nr  
4870462-1  
(4717458-6)

\*Replaces drive shaft ref. No. 4717458-6 tog. with 1 sun gear  
ref. No. 4717730-8 and 1 lock ring 945499-2

\*Ersätter drivaxel ref.nr.4717459-4

tillsammans med 1 solhjul ref.nr 4717730-8 samt 1 låsring 945499-2.

<b>Drive shafts / Drivaxlar</b>		 
<b>Engine Type/Motortyp Vechicle Type/Modell</b>		
L50, 4200B,  *Replaces drive shaft ref.No.4717956-9 tog. with 1 sun gear ref.No.11102305-7 and 1 lock ring 914469-8. *Ersätter drivaxel ref.nr.4717956-9 tillsammans med 1 solhjul ref.nr 11102305-7 samt 1 låsring 914469-8.	<b>Part No./ Best. nr DS-459</b>	Ref. No./ Ref. nr 11034459-5 (4717956-9)
4600	<b>Part No./ Best. nr DS-347</b>	Ref. No./ Ref. nr 4870347-4 (4717884-3)
5350	<b>Part No./ Best. nr DS-428</b>	Ref. No./ Ref. nr 4870428-2
DR861, 5350, 5350B, A20, A20C BM, A20C, A25, A25B, A25C BM, A25C, A28	<b>Part No./ Best. nr DS-472</b>	Ref. No./ Ref. nr 4870472-2 (4717772-0)
DR861, 5350, 5350B, A20, A20 BM, A20C, A25, A25B, A25C BM, A25C, A28	<b>Part No./ Best. nr DS-473</b>	Ref. No./ Ref. nr 4870473-8 (4717876-9)

<b>Axle gear kit / Diffdrevsats</b>		
<b>Engine Type/Motortyp Vechicle Type/Modell</b>		
4600, 4600B, L150, L150C BM, L160, L180, L180C BM, 5350B, A25, A25B, A25C BM, A25C, A35, A35C BM, A35C	<b>Part No./ Best. nr AGK-071</b>  Ref. No./ Ref. nr 3092071-4 (11704471-9) (384095-6) (273978-7)	 
DR860T, DR860TL, DR861, 5350, 5350B, A20, A20C BM, A20C, A25, A25B, A25C BM, A25C, A30, A30C BM, A30C, A35, LM845/846, LM1240, 4300, 4400, 4500, L90, L90B, L90C BM, L120, L120B, L120C BM	<b>Part No./ Best. nr CRO-760</b>  Ref. No./ Ref. nr 311760-3 (7311760-8)	 

## Axle gear kit / Diffdrevsats

### Engine Type/Motortyp Vechicle Type/Modell

DR860T, DR860TL, DR861, 5350, 5350B, A20, A20C BM, A20C, A25, A25B, A25C BM, A25C, A30, A30C BM, A30C, A35, LM845/846, LM1240, 4300, 4400, 4500, L90, L90B, L90C BM, L120, L120B, L120C BM

**Part No./  
Best. nr  
AGK-431**

Ref. No./  
Ref. nr  
273431-7  
(6630729-9)

©SLP



## Diff. case half (right) / Diffhushalva höger

### Engine Type/Motortyp Vechicle Type/Modell

För/for slutväxel/final drive EV80B (ref. Nos. 1522434-8/11000073-4) framaxlar/front axles Nordverk 130/261, K414, K414B, VHK3200, VHK3400, VHK3500, VHK3700, DR860S, DR861, 5350, 5350B, A20, A20C BM, A20C, A25, A25B, A25C BM, A25C, A28, A30, A30C BM, A30C, A35, LM845/846, LM 1240, 4300, 4400, 4500, L90, L90B, L90C BM, L120, L120B, L120C BM

**Part No./  
Best. nr  
DCH-133**

Ref. No./  
Ref. nr  
1522133-6

©SLP



A35, A35C, A40

**Part No./  
Best. nr  
DCH-040**

Ref. No./  
Ref. nr  
4837040-7

©SLP



A35, A35C, A40

**Part No./  
Best. nr  
DCH-964**

Ref. No./  
Ref. nr  
11144964-1

©SLP



## Diff. case half (left) / Diffhushalva vänster

### Engine Type/Motortyp Vechicle Type/Modell

För slutväxel/final drive EV80B (ref. Nos. 1522434-8/11000073-4) framaxlar/front axles Nordverk 130/261, K414, K414B, VHK3200, VHK3400, VHK3500, VHK3700, DR860S, DR861, 5350, 5350B, A20, A20C BM, A20C, A25, A25B, A25C BM, A25C, A28, A30, A30C BM, A30C, A35, LM845/846, LM LM1240, 4300, 4400, 4500, L90, L90B, L90C BM, L120, L120B, L120C BM



**Part No./  
Best. nr  
DCH-289**

Ref. No./  
Ref. nr  
1522289-6


©SLP




## Crown wheel and pinion kits / Kronhjul och pinjongsatser

Engine Type/Motortyp Vechicle Type/Modell		
VHK3500, VHK3700, DR860S, A35, A35C BM, A35C, L90, L90B	<b>Part No./ Best. nr CPS-480</b>  Ref. No./ Ref. nr 1522480-1	©SLP 
A35C BM, A35C, A40 BM, A40, A40D	<b>Part No./ Best. nr GBG-707</b>  Ref. No./ Ref. nr 11037707-4	©SLP 

## Clutch sleeve / Kopplingshylsa

Engine Type/Motortyp Vechicle Type/Modell		
A35C BM, A35C, A40 BM, A40, A40D	<b>Part No./ Best. nr KLH-704</b>  Ref. No./ Ref. nr 11037704-1	©SLP 

## Bearing pinion / Lager pinjong

Engine Type/Motortyp Vechicle Type/Modell		
861, 4300, 4400, 4500, 5350, 5350B, L90, L90B, L120, L120B, A20, A20C, A25, A25B, A25C, A30, A30C, A35, A35C	<b>Part No./ Best. nr BRG-997</b>  Ref. No./ Ref. nr 11102997-1	©SLP 





## Oil seals wheel hub / Hjulnavstätningar

### Engine Type/Motortyp Vechicle Type/Modell

HT200, HT201	<b>Part No./ Best. nr PB-030</b>  Ref. No./ Ref. nr 4787030-8	©SLP 
L60E, L70C, L70D, L70E, L90E, L110E, L120E	<b>Part No./ Best. nr PB-861</b>  Ref. No./ Ref. nr 11102861-9	©SLP 
A25D, A30D, A35D	<b>Part No./ Best. nr PB-124</b>  Ref. No./ Ref. nr 11103124-1	©SLP 

## Axle seals kits / Tättningsringssater hjulaxlar

### Engine Type/Motortyp Vechicle Type/Modell

L90C, L90D, L110E, L120C, L120D, L120E, L150, L150C, L150E, L180, L180C, A35D, A40D	<b>Part No./ Best. nr MPB-533</b>  Ref. No./ Ref. nr 11102533-4	©SLP 
L150, L150C, L150D, L150E, L180, L180C, L180D, L180E, L220E	<b>Part No./ Best. nr MPB-685</b>  Ref. No./ Ref. nr 11102685-2	©SLP 



# INNEHÅLL

<b>A</b>			
Axel med drev	46		
Axel momentomvandlare	32		
Axelkorssatser	48-50		
Axelmutter	55		
Axlar fördelningsväxellåda	21		
Axlar kopplingshus	27		
Axlar pumpdrivning kraftuttag	20		
Axlar pumpdrivning transmission	18		
<b>B</b>			
Bussning momentomvandlare	46		
Bussning växellåda	41-42		
<b>D</b>			
Deflektor för stödlager	52		
Diff. hus fördelningsväxellåda	25		
Diffdrevsats	70-71		
Diffhushalva höger	71		
Diffhushalva vänster	71		
Drev mellanaxel växellåda	27		
Drev tillsatsväxellåda	26-27		
Drivaxlar	69-70		
<b>F</b>			
Fjädrar växellådor	16-17		
Flänsmedbringare	53-54		
<b>G</b>			
Gummikudde växellådsupphängning	6		
<b>H</b>			
Hjulnavstättningar	73		
<b>K</b>			
Kardanaxlar	47-48		
Klamma för stödlager	51		
Kolvar växellåda	15-16		
Kolvring momentomv.hus	38		
Kolvringar momentomvandlare	5-6		
Kolvtätn.satser handbroms vx-låda	2		
Kolvtätningar växellåda	3-5		
Kopplingplatta	38		
Kopplingshus	17		
Kopplingshylsa	72		
Kopplingsnav	28-29		
Kopplingservocylinder	1		
Kronhjul och pinjongsatser	72		
Kugghjul fördelningsväxellåda	22-25		
Kugghjul hydraulkoppling	30-31		
Kugghjul momentomvandlare	32		
Kugghjul pumpdrivning kraftuttag	21		
Kugghjul pumpdrivning transmission	19		
Kugghjul slutväxel	33		
<b>L</b>			
Lager pinjong	72		
Lagerringar	65		
Lameller	38-41		
Låsbrickor	55		
<b>M</b>			
Medbringarhylsa momentomvandlare	32		
Mellanhjul kopplingshus	28		
Muffar pumpdrivning transmission	19-20		
<b>N</b>			
Nållager navreduktion	63-65		
Nållager växellåda	45-46		
<b>P</b>			
Packningssatser växellåda	6-9		
Planetdrev	57-59		
Planethjulsaxlar	59-60		
<b>R</b>			
Radialtätningar bakaxel navred.	69		
Radialtätningar bakaxelväxel	68		
Radialtätningar drivlina	52-53		
Rep.sats kopplingservocylinder	1		
Rep.sats spärrventil växellåda	6		
Reparationssats huvudcylinder	2		
Returslangar växellådor	33		
Ringdrev	61		
<b>S</b>			
Silar växellådor	14		
Solhjul	56-57		
Splineshylsor fördelningsväxellåda	26		
Stöd växellådshus	33		
Stödlager	51		
<b>T</b>			
Transmissionspumpar	13-14		
Tryckbrickor	62-63		
Tryckbrickor växellådor	42-44		
Tryckplattor	18		
Turbinaxel	29		
Tätningring medbringare	55		
Tätningring momentomvandlare	5		
Tätningring stödlager	51		
Tätningringar axelupphängning	65-67		
Tätningringar bakaxelupphängning	67-68		
Tätningringar växellådor	9-13		
Tätningringssater hjulaxlar	73		
<b>U</b>			
Urtrampningslager	1		
<b>V</b>			
Värmeväxlare växellåda	34		
Växellådskolvringar	35-37		
Växellådskolvringar stål	34-35		

# CONTENTS

<b>A</b>	
Axle gear kit	70-71
Axle seals	65-67
Axle seals kits	73
<b>B</b>	
Bearing pinion	72
Bearing rings	65
Bushing converter	46
<b>C</b>	
Centre support gear box housing	33
Clamp support bearing	51
Clutch discs	38-41
Clutch end plate	38
Clutch housing	17
Clutch hubs	28-29
Clutch servo cylinder	1
Clutch sleeve	72
Crown wheel and pinion kits	72
<b>D</b>	
Deflector support bearing	52
Diff. case half (left)	71
Diff. case half (right)	71
Diff. housing drop box	25
Drive line oil seals	52-53
Drive shafts	69-70
Drop box gears	22-25
Drop box shafts	21
Drop box sleeves	26
<b>E</b>	
<b>F</b>	
Flange seal ring	55
<b>G</b>	
Gear box bushings	41-42
Gear box gasket sets	6-9
Gear box hand br. piston seal kits	2
Gear box mid shaft gear	27
Gear box mount	6
Gear box needle bearings	45-46
Gear box oil seals	9-13
Gear box piston rings	35-37
Gear box piston rings steel	34-35
Gear box piston seals	3-5
Gear box springs	16-17
Gear box thrust washers	42-44
Gear clutch housing	28
Gear torque converter	32
Gears complementary gear box	26-27
Gears final gear	33
<b>H</b>	
Heat exchanger gear box	34
Hub reduction needle bearings	63-65
Hydraulic clutch gears	30-31
<b>I</b>	
Input flanges	53-54
<b>L</b>	
Locking washers	55
<b>O</b>	
Oil seals differential carrier	68
Oil seals rear axle hub reduction	69
Oil seals wheel hub	73
<b>P</b>	
Piston ring torque conv.	38
Pistons gear box	15-16
Planetary gear shafts	59-60
Planetary gears	57-59
Power take off pump drive gear	21
Power take off pump drive shafts	20
Pressure plates	18
Propeller shafts	47-48
Pump drive transmission gears	19
Pump drive transmission shafts	18
Pump drive transmission sleeves	19-20
<b>R</b>	
Rear axle seals	67-68
Release bearing	1
Repair kit clutch servo cylinder	1
Repair kit gear box inhibitor valve	6
Repair kit main cylinder	2
Return hoses gear box	33
Ring gears	61
<b>S</b>	
Seal ring support bearing	51
Seal ring torque converter	5
Shaft nut	55
Shaft torque converter	32
Shaft with gear	46
Shafts clutch housing	27
Sleeve torque converter	32
Strainers gear box	14
Sun gears	56-57
Support bearings	51
<b>T</b>	
Thrust washers	62-63
Torque converter piston rings	5-6
Transmission pumps	13-14
Trubin shaft	29
<b>U</b>	
U-joint kits	48-50